

Catalogue 2013



Intensiv Specialities and Innovations

Intensiv Proxoshape Flexible

New

Page 60



Intensiv ProxoContour Coarse

New

Page 70



Intensiv Swingle

New

Page 58



Intensiv ApproxOpener

New

Page 66



Intensiv BursOrganizer

New

Page 76



Intensiv IPR-DistanceControl

New

Page 66



Intensiv Burs-SizeCard

New

Page 76



Intensiv HygienicTray HT3000

New

Page 40



Intensiv ProxoStrip

Page 68



Intensiv ProxoStrip Plus

Page 68



Intensiv UniglossPaste

Page 72



Intensiv ProxoContour

Page 70



Intensiv ProxoPolish

Page 68



Intensiv UniglossCellbrush

Page 72



Intensiv PerioDiaCurette

Page 74



Intensiv MarginFinisher

Page 74



Intensiv CrownCutter

Page 41



Intensiv HygienicTray HT100

Page 40




Intensiv HygienicTray HT200

Page 40



Intensiv HygienicTray HT300

Page 40



Innovation, Science and Clinic, constant superior Quality

The development and realization of unique and innovative Intensiv products is ensured thanks to the constant contact to well-respected university clinics and experts. The unique and unequaled ambitious industry processes with our "zero-tolerance" and a 100%-end control of Intensiv products guarantee its constant superior quality.

The precisely defined industry processes of Intensiv, from the purchase of "Swiss Made" raw materials and their internal refinement for the proper industrial manufacturing, guarantee the incomparable quality of Intensiv products.

As a result, we are able to offer functional rotating and oscillating diamond instruments as well as innovative products, which respect expectations and treatment protocols of today's dental clinics.

Convince yourself of the high functionality of our products. We guarantee constant extraordinary quality properties - on this you can rely for every single treatment!

Günter Smailus
CEO Intensiv SA



Recommendations



Proper use

- The instrument shank must be inserted as deeply as possible into the chuck (1).
- Avoid jamming or levering actions when rotating, as this increases the risk of instrument breakage.
- Before applying the instrument to the workpiece, reach the required working speed.
- Use the instruments over the entire length of their working head and not just at the tip, so as to avoid an unconscious increase of the contact pressure causing local overheating (2).
- Never exceed the specified maximum speed, so as to avoid instrument breakage caused by the generation of powerful centrifugal forces. This occurs in particular when the diameter of the working head exceeds that of the shaft (3).
- Provide for adequate water irrigation (minimum 50 ml/min).
- In case of instruments exceeding ISO 027 provide additional waterspray cooling.
- Clean the instruments and remove debris after each use, so as to maintain their abrasive ability. We recommend to use the appropriate Intensiv Cleaning Rubber Diakleen.

Maintenance of Diamond Instruments

- Instruments are delivered non-sterile. They must be disinfected, cleaned, and sterilized prior to first use on the patient and immediately after each use.

Disinfection

- Disinfect the diamond instruments separately from non-stainless steel instruments, such as polishers and abrasives.
- Use only cleaning/disinfection solutions that provide corrosion protection, and strictly observe the concentrations and reaction times recommended by the manufacturer.
- In case of heavily contaminated instruments it is advisable to use an ultrasonic bath.

Inspection/Cleaning

- After disinfection, inspect the instruments for residual contamination. If necessary, repeat the disinfection/cleaning procedure.
- Clean clogged diamond surfaces using the special Intensiv Cleaning Rubber Diakleen or a suitable brush. Thoroughly rinse the instruments with water and dry them immediately.

- Check for possible damages; dispose of oxydized, blunt and eccentric instruments.

Sterilization

- Sterilization must be performed with validated procedures. If possible, use a single-pulsed or fractionated vacuum autoclave and subvacuum drying.
- Chemiclave sterilizers may also be used. Hot air sterilizers are not suitable for diamond instruments.
- Avoid temperatures above 180° C which may affect the durability of the instruments.
- Concerning the sterilization process we refer to the ISO standard 17664; so we suggest to follow these advices:
Cycles at 134°C:
Tmin = 134°C – Tmax = 138°C
Pressure = 3.15 bar abs
Time = 4 min (raisable)
Cycles at 121°C:
Tmin = 121°C – Tmax = 125°C
Pressure = 2.10 bar abs
Time = 16 min (raisable)

General information

- Keep the original package for the whole life cycle of the instrument, in order to ensure batch traceability.

Carbide instruments for cutting crown and bridges:

Recommendations for Use and Safe Operation in Dental Practices

The service-life of carbide instruments depends on compliance with the following recommendations for use and safe operation. The instruments must be fully inserted and gripped in the contra angle with the utmost of care. It is recommended to use the red contra-angle (1:5) with connection to micro motor. Select the correct speed to ensure optimum performance and service-life. Operate within the recommended speed ranges. The hints covering maximum permissible speeds must be heeded. Before placing the tungsten carbide bur/finisher in contact with the site being prepared, check that the bur is rotating at the optimum speed and that the cooling system is functioning properly. Once the preparation has been completed, remove the rotary instrument from the site and allow it to come to a standstill. Prepare carefully and without exerting pressure. Select the pressure (maximum 0.3 – 0.5 N) to ensure that the speed is not reduced noticeably. The pressure exerted on the rotary instrument is a decisive factor for the working procedure and the successful outcome of the preparation. Under no circumstances should the burs be allowed to jam. The tilt of instrument should be avoided. To prevent harm to the tooth structure, pulp and adjacent fillings, cool by spraying with sufficient amounts of water. The removal (separation) process without using sufficient coolant – minimum: 50ml/min. and incorrect application of the coolant (diverted spray, inadequate ejection) may adversely affect the final result.

Intensiv Diamond Instruments

04	Codes
05	Grit sizes, symbol, speeds
06 - 07	Shape chart
	Intensiv Diamond Instruments
08 - 09	- Ball
09 - 11	- Inverted cone
11 - 13	- Pear
13 - 20	- Cylinder
21 - 23	- Flame
23 - 30	- Tapered
30 - 32	- Pointed
32 - 33	- Torpedo
34 - 37	- Football
37 - 38	- Wheel / Lenticular
39	- Special shapes
40	Intensiv HygienicTray HT100, HT200, HT300, HT3000
41	Intensiv CrownCutter

Sets

42 - 43	The classic Intensiv Preparation and Finishing Sets
44 - 45	Intensiv Sets Direct and Indirect A & P
46 - 47	Intensiv Universal Prep Set
48 - 49	Intensiv Advanced Prep Set & Finishing Set for Cerec Restorations
50 - 51	Intensiv Universal full Crown and Porcelain Veneer Prep Set
50 - 51	Intensiv Minimal Invasiv Prep Set
52 - 53	Intensiv Modular Veneer Set
52 - 53	Intensiv Geneva Prep Set
54 - 55	Intensiv Cerinlay Set
54 - 55	Intensiv Perio Set
56 - 57	Intensiv Composhape Set 1
56 - 57	Intensiv Composhape Set A & P

Oscillating Instruments

58 - 59	Oscillating Files and Strips & Intensiv Swingle
60 - 61	Intensiv Proxoshape
60 - 61	Intensiv Proxoshape Flexible
62 - 63	Intensiv Bevelshape
62 - 63	Intensiv Rootshape
64 - 65	Intensiv Ortho-Strips System
64 - 65	Intensiv Ortho-Strips One-sided

Specialities / Innovations

66 - 67	Intensiv ApproxOpener
66 - 67	Intensiv IPR-DistanceControl
68 - 69	Intensiv ProxoStrip, Intensiv ProxoStrip Plus
68 - 69	Intensiv ProxoPolish
70 - 71	Intensiv ProxoContour
70 - 71	Intensiv ProxoContour Coarse
72 - 73	Intensiv UniglossCellbrush
72 - 73	Intensiv UniglossPaste
74 - 75	Intensiv MarginFinisher
74 - 75	Intensiv PerioDiaCurette
74 - 75	Intensiv DiaTweezer
76	Intensiv Burs-SizeCard
76	Intensiv BursOrganizer

77 - 88	Intensiv and ISO Code Index
89	Contact and order

ISO Shank Codes and ISO Number Codes

Example:
 314 Shank type and length
 257 Shape of the head
 524 Grit size
 022 Diameter of the working part
 L mm Length of the working part

FG Miniature	(FGM)	ISO 313
FG	(FG)	ISO 314
FG Long	(FGL)	ISO 315
Right-angle	(RA)	ISO 204

Intensiv Number Code and ISO Code

■ The tables are divided into shape groups.

■ The relation between Intensiv and ISO code is easy to establish.

■ Example:
 ISO code 314 257 524 023 corresponds to the Intensiv code 8255.

■ Intensiv code in red = also in RA

Package units:
 packages of 6 instruments = .../6

Examples:
 Intensiv reference code

- 8255 = FG 8255/6
- L255 = FGL 255/6
- M255C = FGM 255/6 C
- 5255 = FG 5255/6 oder = RA 5255/6



	020	021	022	023	024
368					
ISO ø 1/10 mm	5.0	5.0	5.0	5.0	5.0
L mm					
FG					
314 257 524				255	
314 257 544					255CB
314 257 534				255C	
314 257 524				8255	
314 257 514			255GB		
314 257 514			4255		
314 257 504			5255		
314 257 494	9255				
FG Miniature					
313 257 524				M255	
313 257 544					M255CB
313 257 534				M255C	
313 257 514			M255GB		
FG Long					
315 257 524				L255	
315 257 534				L255C	
315 257 504			L5255		
Football					
Red = also in RA					

Intensiv Color Codes of the grit sizes

Depending on the shape and size of the instruments, the grit size may differ from the specified value (*).

	524	106 µm	60/80/90 µm*	Standard
	544	150 µm	125 µm*	Super coarse
	534	125 µm	106 µm*	Coarse
	524	80 µm		Medium
	524	60 µm		Medium
	514	50 µm		Golden Burs GB
	514	40 µm		Fine
	514	25 µm		Fine
	504	15 µm		Extra fine
	494	8 µm		Ultra fine
	484	4 µm		Ultra fine

Symbols of indications

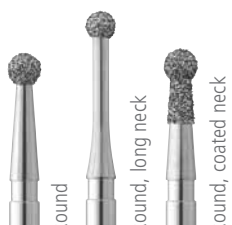






■ Cavity preparation		■ Crown separation	
■ Crown preparation		■ Root planing	
■ Finishing of the filling		■ Orthodontics	

Recommended speeds for diamond instruments


ISO ø 1/10 mm	Speed min. -1		Contact pressure									
	Speed range	Max.	Grit Extra fine		Grit Fine		Grit Medium		Grit Coarse			
			N	(=g)	N	(=g)	N	(=g)	N	(=g)	N	(=g)
008 - 011	150'000 - 75'000	230'000	0,1	(10)	0,1	(10)	0,2	(20)	0,3	(30)	0,4	(40)
012 - 016	110'000 - 55'000	↓	↓	↓	↓	↓	↓	↓	↓	↓	↓	↓
018	85'000 - 42'000											
021 - 023	75'000 - 37'000											
025 - 027	60'000 - 30'000											
031	55'000 - 27'000											
033 - 040	45'000 - 22'000											
042 - 055	37'000 - 18'000											
060 - 075	32'000 - 16'000											
080 - 090	27'000 - 13'000											
100 - 105	22'000 - 11'000											
120 - 130	15'000 - 7'000											
135 - 140	13'000 - 6'000											
160	10'000 - 5'000											
175 - 180	7'000 - 3'000											
200 - 220	5'000 - 2'500		1,0	(100)	1,0	(100)	1,5	(150)	2,0	(200)	3,0	(300)
Water spray minimum 50 ml / min.			Finishing 20'000 - 40'000 min. -1									

Shape chart

2013

<p>Ball Pages 08-09</p>  <p>801 Round 801L Round, long neck 802 Round, coated neck</p>	<p>Inverted cone Pages 09-11</p>  <p>807 Inverted cone, long 807L Inverted cone, extra-long 813 Diabolo 805 Inverted cone 806 Inverted cone with collar</p>	<p>Pear Pages 11-13</p>  <p>830R Pear, round 822 Pear, small 830 Pear 830RL Pear, long, round 830L Pear, long 830A Pear, coated neck</p>
<p>Cylinder Pages 13-19</p>  <p>839 Cylinder, end-coated only 835KR Cylinder, short, rounded edge 835 Cylinder, short 836 Cylinder, short, parallel shoulder 837 Cylinder, long, parallel shoulder 837L Cylinder, extra-long, parallel shoulder 837KR Cylinder, extra-long, rounded edge 836KR Cylinder, medium, rounded edge 838 Cylinder, short, rounded edge 880 Cylinder, round 882 Cylinder, round 881 Cylinder, round 886 Cylinder, pointed 885 Cylinder, pointed</p>	<p>Cylinder Pages 19-20</p>  <p>878 Torpedo 879 Torpedo 879L Torpedo, long 876 Torpedo 877 Torpedo</p>	<p>Flame Pages 21-23</p>  <p>860 Cylindrical flame 861 Cylindrical flame 862 Cylindrical flame 863 Cylindrical flame 864 Cylindrical flame, long 888 Flame</p>
<p>Tapered Pages 23-30</p>  <p>846 Tapered, medium 848 Tapered, long 848L Tapered, extra-long 845 Tapered, short 847 Tapered 845KR Tapered, rounded edge 846KR Tapered, rounded edge 847KR Tapered, rounded edge 848KR Tapered, rounded edge 849 Tapered, round 855 Tapered, round 856L Tapered, round 856 Tapered, round 850L Tapered, round 850 Tapered, round, long 851 Tapered, safe end 857 Tapered, safe end</p>		

Pointed Pages 30-32



Torpedo Pages 32-33




Football Pages 34-37








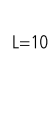
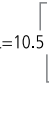






























Wheel / Lenticular Pages 37-38





















Special shapes Page 39





















Ball Round, long neck										
	801L									
	ISO ø 1/10 mm		007	010	014	015	016	016	018	023
	FG Standard									
										
	314 697 524			200L	196L		201NL	203L	201L	204L
	314 697 534						201NLC	203LC		204LC
	314 697 524						8201NL			
	314 697 514		4699			4201NL				



















Ball Round, coated neck														
	802													
	ISO ø 1/10 mm		008	009	010	011	012	013	014	016	017	018	020	023
	L mm		2.5	2.5	2.5	2.5	2.5	3.0	3.0	3.5	4.0	4.0	4.0	4.5
	FG													
														
	314 002 524			300S	300A		300		301S	301A		301		302A
	314 002 544												301CB	
	314 002 534			300SC			300C		301SC	301AC		301C		302AC
	314 002 514			300SGB		300GB		301SGB			301GB			
	314 002 514		4300S		4300									
	FG Miniature													
														
	313 002 524			M300S			M300							
	313 002 534						M300C							
	313 002 514					M300GB								
	Red = also in RA													
														






















Inverted cone






Inverted cone long													
	807												
	ISO ø 1/10 mm		010	011	012	013	014	016	017	018	019	021	023
	L mm		3.0	4.0	4.0	5.0	5.0	5.2	5.5	5.5	5.5	6.0	6.5
	FG												
													
	314 225 524		207		215S		215	118		115		119	119A
	314 225 544										115CB		
	314 225 534				215SC		215C			115C		119C	119AC
	314 225 514				215SGB		215GB		115GB				
	Red = also in RA												
													

inverted cone extra-long			
	807L		
	ISO ø 1/10 mm		018
	L mm		7.0
	FG		
	314 226 524		119L
	314 226 534		119LC

inverted cone Diabolo									
	813								
	ISO ø 1/10 mm		010	012	014	016	018	020	021
	L mm		1.1	1.2	1.7	1.8	1.9	2.5	2.5
	FG								
	314 032 524		297	298	299	303S	303A	303	
	314 032 544								303CB
	314 032 534			298C	299C	303SC	303AC	303C	
	Red = also in RA								






inverted cone										
	805									
	ISO ø 1/10 mm		007	008	008	009	009	010	011	012
	L mm		0.5	0.5	0.7	0.7	1.0	1.0	1.0	1.0
	FG									
	314 010 524		216A	216S		216N		217S		216
	314 010 544									
	314 010 534			216SC		216NC		217SC		216C
	314 010 514		216SGB		216NGB		217SGB		216GB	
	FG Miniature									
	313 010 524				M216N					M216
	313 010 534				M216NC					M216C
	313 010 514			M216NGB				M216GB		
	Red = also in RA									

inverted cone													
	805												
	ISO ø 1/10 mm		013	014	015	016	017	017	018	019	022	023	024
	L mm		1.5	1.5	1.5	1.5	1.5	2.0	2.0	2.0	2.5	2.5	2.5
	FG												
	314 010 524			217		202			402			416	
	314 010 544						202CB			402CB			416CB
	314 010 534			217C		202C			402C			416C	
	314 010 514		217GB		202GB			402GB			416GB		
	FG Miniature												
	313 010 524					M202							
	313 010 534					M202C							
	313 010 514			M202GB									
	Red = also in RA												




 806  ISO ø 1/10 mm L mm FG  FG Miniature  Red = also in RA 											
		007	008	008	009	011	012	017	018	019	
		1.8	1.8	2.0	2.0	2.5	2.5	5.0	5.0	5.0	
			316S		316N		316		302		
										302CB	
			316SC		316NC		316C		302C		
		316SGB		316NGB		316GB		302GB			
					M316N		M316				
			M316SC		M316NC		M316C				
				M316NGB		M316GB					

inverted cone with collar






















Pear




















 830R  ISO ø 1/10 mm L mm FG  FG Miniature  Red = also in RA 													
		009	010	011	011	012	013	014	015	016	017	018	020
		2.8	2.8	2.8	3.0	3.0	3.0	3.0	3.0	3.0	3.0	3.0	3.0
			218			219		219N		220S		220	
				218CB			219CB		219NCB				220CB
			218C			219C		219NC		220SC		220C	
		218GB			219GB					220GB			
			M218			M219						M220	
													M220CB
			M218C			M219C						M220C	
	M218GB			M219GB					M220GB				























Pear round
































 822  ISO ø 1/10 mm L mm FG 					
		008	009	010	012
		2.0	2.0	2.0	3.0
		340	341	342	343
					343C












Pear small



















													
830													
ISO ø 1/10 mm		008	008	009	009	010	010	011	012	014	016	018	020
L mm		2.8	3.0	2.8	3.0	2.8	3.0	3.0	3.0	3.0	3.0	3.0	3.0
FG													
314 235 524			216B		217B	218B			219B	220B	221B	224B	225B
314 235 534												224BC	225BC
314 235 524						8218							
314 235 514				4218				4219					
314 235 514		3218					3219						
314 235 504		5218					5219						
Red = also in RA													
Pear													






											
830RL											
ISO ø 1/10 mm		009	010	010	011	012	013	014	015	016	018
L mm		3.8	3.8	4.2	4.2	4.2	4.5	4.5	4.5	5.0	5.0
FG											
314 238 524			224			225		223		226	227
314 238 544									223CB		
314 238 534			224C			225C		223C		226C	227C
314 238 514		224GB			225GB		223GB				
314 238 514		4224			4225						
314 238 504				5225							
Red = also in RA											
Pear long, round											





















													
830L													
ISO ø 1/10 mm		009	010	011	012	012	013	013	014	014	015	016	018
L mm		3.8	4.2	3.8	4.2	4.5	4.5	5.0	4.5	5.0	4.5	5.0	5.0
FG													
314 236 524											223B	229	230
314 236 534												229C	230C
314 236 524				8224	8225						8223		
314 236 514								4223R					
314 236 514		3224	3225				3223			3323			
314 236 504							5223						
314 236 494						9223		9323					
Red = also in RA													
Pear long													



















														
ISO ø 1/10 mm		007	007	008	008	009	010	011	012	013	014	015	016	017
L mm		4.0	3.0	3.0	4.0	4.0	4.0	4.0	4.0	4.0	4.0	4.0	4.0	4.0
FG														
314 109 524		612		211S		212	211		214		204		244	
314 109 544 							212CB		8214	214CB		204CB		244CB
314 109 534 						212C	211C		214C		204C		244C	
314 109 524 							8211				8204			
314 109 514 					212GB			214GB		204GB				
314 109 514 			4211S		4212			4214		4204				
314 109 514 			3211S				3214							
314 109 504 							5214							
314 109 494 						9214								
FG Miniature														
313 109 524						M212			M214		M204			
313 109 544 									M8214					
313 109 534 						M212C			M214C		M204C			
313 109 514 					M212GB			M214GB		M204GB				
313 109 514 										M4204				
313 109 514 							M3214							
Red = also in RA														

















					
ISO ø 1/10 mm		018	021	022	023
L mm		4.0	4.0	4.0	4.0
FG					
314 109 524		244A		304	
314 109 544 					304CB
314 109 534 		244AC		304C	
314 109 514 			304GB		
314 109 514 			4304		






















						
ISO ø 1/10 mm		007	008	009	010	011
L mm		3.0	3.0	3.0	3.0	3.0
FG						
314 108 524				212S	210	
314 108 544 					212SCB	210CB
314 108 534 					210C	
314 108 524 				8212S		
314 108 514 			212SGB	210GB		
314 108 514 			4212S	4210		
314 108 514 		3212S	3210			
FG Miniature						
313 108 524					M210	
313 108 534 					M210C	
313 108 514 				M210GB		
Red = also in RA						





















Cylinder short			
	835		
	ISO ø 1/10 mm		007
	L mm		2.0
FG			
	314 107 514 		4612



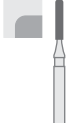



Cylinder short, parallel shoulder										
	836									
	ISO ø 1/10 mm		008	010	012	013	014	015	016	018
	L mm		6.0	6.0	6.0	6.0	6.0	6.0	6.0	6.0
FG										
	314 110 524	98	99	114S		114		114A	115A	
	314 110 544 							114CB		
	314 110 534 			114SC		114C		114AC	115AC	
	314 110 514 					114GB				
	314 110 514 					4114				
FG Miniature										
	313 110 524						M114			
	313 110 544 							M114CB		
	313 110 534 							M114C		
	313 110 514 						M114GB			
	Red = also in RA									
										







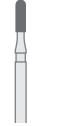
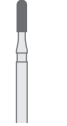
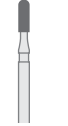






Cylinder long, parallel shoulder											
	837										
	ISO ø 1/10 mm		010	010	011	012	013	014	015	016	018
	L mm		8.0	8.0	8.0	8.0	8.0	8.0	8.0	8.0	8.0
FG											
	314 111 524	314A			314S		314		315A	313A	
	314 111 544 					314SCB		314CB			
	314 111 534 				314SC		314C		315AC	313AC	
	314 111 514 			314SGB		314GB					
	314 111 514 		4036	4314S		4314					
	314 111 514 		5314S		5314						
	Red = also in RA										
											





























Cylinder extra-long, parallel shoulder										
	837L									
	ISO ø 1/10 mm		010	012	014	015	016	017	018	019
	L mm		9.0	9.0	9.0	9.0	9.0	9.0	9.0	9.0
FG										
	314 112 524	312L	313L	316L		314L		317L		
	314 112 544 							314LCB		317LCB
	314 112 534 		313LC	316LC		314LC		317LC		
	314 112 514 				314LGB		317LGB			
	314 112 514 			4314L						
	Red = also in RA									
										








 837KR ISO ø 1/10 mm L mm FG 													
	009	010	011	012	012	013	014	012	013	014	015	016	018
	8.0	8.0	8.0	8.0	8.0	8.0	8.0	10.0	10.0	10.0	10.0	10.0	10.0
	314 158 524	609										326	327
	314 158 534 	609C	712C						305LPC			326C	327C
	314 158 524 		8712				8614		8305LP		8325L		
	314 158 514 					4614		4305LP		4325L			
	314 158 514 	3712B		3614	3614B								
314 158 504 	5712B							5325L					
314 158 494 							9325L			9327			


















 836KR ISO ø 1/10 mm L mm FG 													
	008	009	010	011	011	011	011	012	012	013	014	016	018
	6.0	6.0	6.0	6.0	6.0	6.0	6.0	6.0	6.0	6.0	6.0	6.0	6.0
	314 157 524	397	398					399		414	420	421	
	314 157 534 							399C		414C	420C	421C	
	314 157 524 			8510						8514	8414B		
	314 157 514 							4414	4414B				
	314 157 514 		3510		3414	3414B	3514						
314 157 504 		5510		5414		5514							














 836KR ISO ø 1/10 mm L mm FG 		
	010	014
	5.0	5.0
	314 156 524 	8710
314 156 514 	3710B	3714B




















 838 ISO ø 1/10 mm L mm FG 							
	008	009	010	012	013	014	015
	4.0	4.0	4.0	4.0	4.0	4.0	4.0
	314 139 524	412A	412	411	411A	404	
	314 139 544 						404CB
	314 139 534 		412C		411AC		404C
	314 139 524 						8404
	314 139 514 	412GB				404GB	
314 139 514 					3404		
Red = also in RA 							




























													
881													
ISO ø 1/10 mm		009	010	011	012	013	014	014	015	016	017	018	019
L mm		8.0	8.0	8.0	8.0	8.0	8.0	8.0	8.0	8.0	8.0	8.0	8.0
FG													
314 141 524			309	321	322		315S	324		307		325	
314 141 544 									315SCB		307CB		325CB
314 141 534 			309C	321C	322C		315SC	324C		307C		325C	
314 141 524 							8315S			8715S			
314 141 514 		309GB					315SGB		307GB		325GB		315GB
314 141 514 				4322			4315S		4307		4325		4315
314 141 514 							3315S						
314 141 504 							5315S					5315	
FG Miniature													
313 141 524				M321			M315S						
313 141 544 									M315SCB				
313 141 534 				M321C			M315SC						
313 141 514 							M315SGB						
313 141 514 							M4315S						
Red = also in RA													

























			
881			
ISO ø 1/10 mm		020	021
L mm		8.0	8.0
FG			
314 141 524		315	
314 141 544 			315CB
314 141 534 		315C	















						
881						
ISO ø 1/10 mm		017	018	019	020	021
L mm		9.0	9.0	9.0	9.0	9.0
FG						
314 141 524					315L	
314 141 544 						315LCB
314 141 534 					315LC	
314 141 524 					8315L	
314 141 514 				315LGB		
314 141 514 				4315L		
314 141 514 			3315L			
314 141 504 			5315L			
314 141 494 		9315L				
Red = also in RA						








					
886					
ISO ø 1/10 mm		014	015	016	017
L mm		10.0	10.0	10.0	10.0
FG					
314 131 524				124L	
314 131 544 					124LCB
314 131 534 				124LC	
314 131 514 			124LGB		
314 131 514 			4124L		
314 131 514 		3124L			
Red = also in RA					























 885  ISO ø 1/10 mm L mm FG  314 129 524 314 129 544  314 129 534  314 129 514  FG Miniature  313 129 524 313 129 534  313 129 514  Red = also in RA 									
	008	010	011	012	013	014	016	018	
	7,5	7,5	7,5	7,5	7,5	7,5	7,5	7,5	
	131	133		124		125	134	136	
					124CB				
				124C		125C	134C	136C	
			124GB						
				M124					
				M124C					
			M124GB						

 878  ISO ø 1/10 mm L mm FG  314 289 524 314 289 544  314 289 534  314 289 524  314 289 514  314 289 514  314 289 514  314 289 504  314 289 494  FG Miniature  313 289 524 313 289 544  313 289 534  313 289 514  Red = also in RA 											
	008	009	010	011	012	013	014	015	016	017	018
	8,0	8,0	8,0	8,0	8,0	8,0	8,0	8,0	8,0	8,0	8,0
	468	469	308S		308		388		408		470
						308CB		388CB		408CB	
			308SC		308C		388C		408C		470C
							8388				
		308SGB		308GB		388GB		408GB			
		4308S		4308		4388		4408			
			3308		3388		3408				
		5308				5408					
	9308										
				M308							
					M308CB						
				M308C				M408C			
			M308GB								

													
879													
ISO ø 1/10 mm		010	010	011	011	012	012	013	014	014	015	016	018
L mm		10.0	10.0	10.0	10.0	10.0	10.0	10.0	10.0	10.0	10.0	10.0	10.0
FG													
314 290 524						310			410			471	472
314 290 544								310CB			410CB		
314 290 534						310C			410C			471C	472C
314 290 524		8040S				8310			8410	8040			
314 290 514					310GB			410GB					
314 290 514				4037	4310	4410		4310B					
314 290 514		3040SB	3310				3410			3040B			
314 290 504			5310		5310B	5410							
314 290 494				9040									
Red = also in RA													

						
879L						
ISO ø 1/10 mm		012	013	014	015	016
L mm		12.0	12.0	12.0	12.0	12.0
FG						
314 291 524		473L		474L	410L	
314 291 544						410LCB
314 291 534		473LC		474LC	410LC	
314 291 524					8410L	
314 291 514				410LGB		
314 291 514			4410L			
314 291 504			5410L			























			
876			
ISO ø 1/10 mm		008	009
L mm		5.0	5.0
FG			
314 287 524			306S
314 287 534			306SC
314 287 514			306SGB

























											
877											
ISO ø 1/10 mm		009	010	011	012	013	013	014	016	017	018
L mm		6.0	6.0	6.0	6.0	6.0	6.0	6.0	6.0	6.0	6.0
FG											
314 288 524		306A	306		366			406	466		467
314 288 544						366CB				466CB	
314 288 534			306C		366C			406C	466C		467C
314 288 524							8406A				
314 288 514				366GB			406GB				
314 288 514		4306				4406	4406B				
314 288 504					5406						
FG Miniature											
313 288 514		M306GB									
Red = also in RA											









Flame













860								
ISO ø 1/10 mm		010	011	012	013	014	015	016
L mm		4.0	5.0	5.0	5.0	5.0	5.0	5.0
FG								
314 247 524		D40		205S		205		269
314 247 544	■						205CB	
314 247 534	■			205SC		205C		269C
314 247 514	■				205GB			
314 247 514	■				4205			
314 247 514	□			3205				
314 247 504	■			5205				
314 247 494	■		9205					
FG Miniature								
313 247 524						M205		
313 247 544	■						M205CB	
313 247 534	■					M205C		
313 247 514	■				M205GB			
Flame								

861								
ISO ø 1/10 mm		009	010	011	012	013	014	015
L mm		7.0	7.0	7.0	7.0	7.0	7.0	7.0
FG								
314 248 524					205L		285L	
314 248 544	■					205LCB		285LCB
314 248 534	■				205LC		285LC	
314 248 514	■			205LGB				
314 248 514	■			4205L				
314 248 514	□		3205L					
314 248 504	■		5205L					
314 248 494	■	9205L						
FG Miniature								
313 248 524					M205L			
313 248 544	■					M205LCB		
313 248 534	■				M205LC			
313 248 514	■			M205LGB				
Flame								
















  862													
	ISO ø 1/10 mm	009	010	012	013	014	015	016	017	018	019	021	
	L mm	8.0	8.0	8.0	8.0	8.0	8.0	8.0	8.0	8.0	8.0	8.0	
	FG												
	314 249 524	363	364	365		311S		311			312		367
	314 249 544 									311CB		312CB	
	314 249 534 			365C		311SC		311C			312C		367C
	314 249 514 							311GB		312GB			
	314 249 514 				4311S			4311					
	314 249 514 						3311						
314 249 504 						5311							
Flame 	Red = also in RA												
















 863														
	ISO ø 1/10 mm	009	010	011	012	013	014	015	016	017	018	019	021	
	L mm	10.0	10.0	10.0	10.0	10.0	10.0	10.0	10.0	10.0	10.0	10.0	10.0	
	FG													
	314 250 524		404L		405L		505		505L		312N		378	
	314 250 544 												312NCB	
	314 250 534 				405LC		505C		505LC				378C	
	314 250 524 								8505L		312NC			
	314 250 514 			405LGB		505GB		505LGB		312NGB				
	314 250 514 			4405L		4505		4505L		4312N				
314 250 514 		3405L												
314 250 504 		5405L												
314 250 494 	9405L				9505L				5312N					
Flame 	Red = also in RA													









 864						
	ISO ø 1/10 mm	012	014	016	018	
	L mm	12.0	12.0	12.0	12.0	
	FG					
	314 251 524	435	436	437	438	
	314 251 534 	435C	436C	437C	438C	
















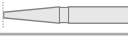
									
		018	019	022	022	023	023	024	024
ISO ø 1/10 mm		018	019	022	022	023	023	024	024
L mm		6.5	6.5	9.0	11.0	9.0	11.0	9.0	11.0
FG									
314 213 524			95			D20	D21		
314 213 544	■							D20CB	D21CB
314 213 534	■		95C			D20C	D21C		
314 213 514	■	95GB		D20GB	D21GB				
314 213 514	■				40D21				
Flame									
		Red = also in RA							








Tapered

















												
		012	014	015	016	017	017	018	018	019	019	025
ISO ø 1/10 mm		012	014	015	016	017	017	018	018	019	019	025
L mm		6.0	6.0	6.0	6.0	6.0	7.0	6.0	7.0	6.0	7.0	7.0
FG												
314 171 524		107A	106		109			113	213			109A
314 171 544	■			106CB		109CB				113CB	213CB	
314 171 534	■	107AC	106C		109C			113C	213C			109AC
314 171 514	■					113GB	213GB					
314 171 514	■					4113	4213					
Tapered medium												
		Red = also in RA										

												
		010	012	013	014	015	016	017	018	022	023	024
ISO ø 1/10 mm		010	012	013	014	015	016	017	018	022	023	024
L mm		10.0	10.0	10.0	10.0	10.0	10.0	10.0	10.0	10.0	10.0	10.0
FG												
314 173 524		D12	D13		D15		D5		D19		D22	
314 173 544	■							D5CB				D22CB
314 173 534	■		D13C		D15C		D5C		D19C		D22C	
314 173 514	■					D5GB				D22GB		
314 173 514	■				40D5							
314 173 504	■			50D5								
Tapered long												
		Red = also in RA										








Tapered extra-long											
	848L										
	ISO ø 1/10 mm		012	014	016	018	021				
	L mm		11,5	11,5	11,5	11,5	11,5				
	FG 										
		D13L	D15L	D5L	D19L	D22L					
		314 174 524									
		314 174 534	■				D13LC	D15LC	D5LC	D19LC	D22LC

Tapered short													
	845												
	ISO ø 1/10 mm		009	010	011	012	013	014	015	016	017	018	
	L mm		4,0	4,0	4,0	4,0	4,0	4,0	4,0	4,0	4,0	4,0	
	FG 												
			314 170 524	206A	205A		206		208		228		313
			314 170 544	■				206CB		208CB			
			314 170 534	■			206C		208C		228C		313C
			314 170 524	■			8206						
			314 170 514	■			206GB		208GB				
		314 170 514	■			4206			4228		4313		
		314 170 514	□							3313			
		314 170 504	■			3206							
		314 170 504	■			5206							
		314 170 494	■			9206							
		FG Miniature 											
		313 170 524				M206							
		313 170 534	■			M206C							
		313 170 524	■			M8206							
		313 170 514	■			M206GB							
		313 170 514	□			M3206							
		FG Long 											
		315 170 524				L206							
		315 170 534	■			L206C							
													














Tapered short						
	845					
	ISO ø 1/10 mm		022	023	024	025
	L mm		4,0	4,0	4,0	4,0
	FG 					
		314 170 524			413	
		314 170 544	■			413CB
		314 170 534	■		413C	
		314 170 514	■		413GB	
		314 170 514	□	3413		

												
847												
ISO ø 1/10 mm		010	012	013	014	015	016	017	018	022	023	025
L mm		8.0	8.0	8.0	8.0	8.0	8.0	8.0	8.0	8.0	8.0	8.0
FG												
314 172 524		116A	116		116N		117		117N		113N	
314 172 544	■			116CB					117CB			113NCB
314 172 534	■		116C		116NC		117C		117NC		113NC	
314 172 524	■						8117					
314 172 514	■	116GB				117GB		117NGB		113NGB		
314 172 514	■					4117						
314 172 514	□	3116			3117							
314 172 504	■		5116N		5117							
FG Miniature												
313 172 524			M116				M117					
313 172 544	■			M116CB				M117CB				
313 172 534	■		M116C				M117C					
313 172 514	■	M116GB				M117GB						
Red = also in RA												























Tapered






















					
847					
ISO ø 1/10 mm		027	028	029	030
L mm		8.0	8.0	8.0	8.0
FG					
314 172 524				113S	
314 172 544	■				113SCB
314 172 534	■			113SC	
314 172 524	■			8113S	
314 172 514	■		113SGB		
314 172 514	■		4113S		
314 172 514	□	3113S			













Tapered









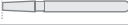

										
845KR										
ISO ø 1/10 mm		014	015	016	017	018	020	021	022	023
L mm		4.0	4.0	4.0	4.0	4.0	4.0	4.0	4.0	4.0
FG										
314 544 524				407R		409R		411R		413R
314 544 534	■			407RC		409RC		411RC		413RC
314 544 524	■							8411R		
314 544 514	■			407RGB		409RGB		411RGB		413RGB
314 544 514	■			4407R		4409R				4413R
314 544 514	□									3413R
314 544 504	■	5407R								
Red = also in RA										




























Tapered rounded edge













													
		846KR											
ISO ø 1/10 mm		013	014	014	015	015	016	016	016	017	018	018	019
L mm		6.0	6.0	6.0	6.0	6.0	6.0	6.0	6.0	6.0	6.0	6.0	6.0
FG													
314 545 524							417R				513		
314 545 544 							425CB						
314 545 534 								417RC			513C		
314 545 524 				8425				8417R				8525	8113R
314 545 514 					4417R								
314 545 514 		3425							3513	3525	3113R		
314 545 504 			5417R										
Red = also in RA													









												
		847KR										
ISO ø 1/10 mm		012	013	014	016	016	016	017	018	021	022	023
L mm		8.0	8.0	8.0	8.0	8.0	8.0	8.0	8.0	8.0	8.0	8.0
FG												
314 546 524					422R	517						113NR
314 546 544 					422RCB							
314 546 534 					422RC	517C			526C			
314 546 524 				8427	8422R	8517			8526			8113NR
314 546 514 								526GB				
314 546 514 			4427		4422R	4517		4526			4113NR	
314 546 514 		3427				3517	3526			3113NR	3513N	
314 546 504 				5422R			5526					





























					
		848KR			
ISO ø 1/10 mm		016	017	018	019
L mm		10.0	10.0	10.0	10.0
FG					
314 553 524					423R
314 553 544 					423RCB
314 553 534 					423RC
314 553 524 					8423R
314 553 514 			423RGB		
314 553 504 		5423R			







Tapered round								
	849							
	ISO ø 1/10 mm		009	010	012	014	016	025
	L mm		4.0	4.0	4.0	4.0	4.0	4.0
	FG							
	314 196 524		486	481	482	483	484	485
	314 196 534				482C	483C	484C	485C


















Tapered round														
	855													
	ISO ø 1/10 mm		010	011	012	013	014	014	015	015	016	018	022	023
	L mm		7.0	7.0	7.0	7.0	7.0	6.0	7.0	6.0	6.0	6.0	7.0	7.0
	FG													
	314 197 524				D16		D17				D8			
	314 197 544					D16CB			D17CB			D8CB		
	314 197 534				D16C		D17C				D8C			
	314 197 514			D16GB						D8GB			D7GB	
	314 197 514			40D16						40D8			40D7	
	314 197 514							30D8						
	314 197 504		50D16					50D8					50D7	
	FG Miniature													
	313 197 524				MD16						MD8			
	313 197 544					MD16CB						MD8CB		
	313 197 534				MD16C						MD8C			
	313 197 514			MD16GB						MD8GB				
313 197 504						M50D8						M50D7		
Red = also in RA														

















Tapered round				
	855			
	ISO ø 1/10 mm		025	026
	L mm		7.0	7.0
	FG			
	314 197 524		D7	
	314 197 544			D7CB
314 197 534		D7C		
314 197 524		80D7		
FG Miniature				
313 197 524		MD7		
313 197 544			MD7CB	
313 197 534		MD7C		
Red = also in RA				













Tapered round						
	856L					
	ISO ø 1/10 mm		014	016	018	020
	L mm		9.0	9.0	9.0	9.0
	FG 					
314 198 524		237L	238L	239L	240L	
314 198 534		237LC	238LC	239LC	240LC	
















Tapered round														
	856													
	ISO ø 1/10 mm		009	010	012	014	015	015	016	016	017	017	018	019
	L mm		8.0	8.0	8.0	8.0	8.0	8.0	8.0	8.0	8.0	8.0	8.0	8.0
	FG 													
	314 198 524		D23	D24	D25	D26			D18				235	
	314 198 544										D18CB			235CB
	314 198 534				D25C	D26C			D18C				235C	
	314 198 524												8235	
	314 198 514								D18GB				235GB	
	314 198 514								40D18				4235	
	314 198 514										3235			
	314 198 504					50D18					5235			
	314 198 494								9235					
	FG Miniature 													
313 198 524								MD18						
313 198 544										MD18CB				
313 198 534								MD18C						
313 198 514								MD18GB						
	Red = also in RA													












Tapered round				
	856			
	ISO ø 1/10 mm		021	025
	L mm		8.0	8.0
	FG 			
314 198 524		235A	235S	
314 198 534		235AC	235SC	

 850  ISO ø 1/10 mm L mm FG 													
	010	011	012	013	014	014	015	015	015	016	016	016	017
	10.0	10.0	10.0	10.0	10.0	10.5	10.0	10.0	10.0	10.0	10.0	10.0	10.0
	314 199 524	232	233			231				234			D6
	314 199 544												234CB
	314 199 534			233C						234C			D6C
	314 199 514		233GB				234GB	D6GB					D6GB
	314 199 514		4233					40D6				4236	
	314 199 514	3233				30D6						3236	
	314 199 504				5234	50D6						5236	
314 199 494				90D6				9236					
Red = also in RA 													















 850  ISO ø 1/10 mm L mm FG 													
	017	017	018	019	020	021	022	023	024	025	026	027	
	10.0	10.0	10.0	10.0	10.0	10.0	10.0	10.0	10.0	10.0	10.0	10.0	
	314 199 524			236			237					238	
	314 199 544	D6CB			236CB			237CB				238CB	
	314 199 534			236C			237C					238C	
	314 199 524			8236			8237					8238	
	314 199 514		236GB			237GB				238GB			
	314 199 514					4237				4238			
	314 199 514				3237								
314 199 504				5237				5238					
314 199 494							9238						
Red = also in RA 													











 850L  ISO ø 1/10 mm L mm FG 								
	012	014	016	018	021	022	023	024
	11.5	11.5	11.5	11.5	11.0	11.0	11.0	11.0
	314 199 524	246	247	248	249			240
	314 199 544							240CB
	314 199 534	246C	247C	248C	249C		240C	
	314 199 514	247GB				240GB		
	314 199 514					4240		
	314 199 514				3240			
	Red = also in RA 							

















Tapered safe end									
	851								
	ISO ø 1/10 mm		010	011	012	015	016	016	017
	L mm		8.0	8.0	8.0	8.0	8.0	8.0	8.0
	FG								
	314 219 524		17		19		18		19A
	314 219 534				19C		18C		
	314 219 514			19GB		18GB		19AGB	
	FG Miniature								
	313 219 524				M19				
313 219 514			M19GB						
									






















Tapered safe end							
	857						
	ISO ø 1/10 mm		012	014	015	016	017
	L mm		9.5	9.5	10.0	10.0	10.0
	FG						
	314 220 524		16L	17L		18L	19L
	314 220 534		16LC	17LC		18LC	19LC
	314 220 514				18LGB		
	Red = also in RA						
							















Pointed









Pointed						
	955					
	ISO ø 1/10 mm		007	008	009	010
	L mm		4.0	4.0	4.0	4.0
	FG					
	314 699 524					D9
	314 699 534					D9C
	314 699 524					80D9
	314 699 514				D9GB	
	314 699 514				40D9	
314 699 504			50D9			
314 699 494		90D9				
Red = also in RA						
						


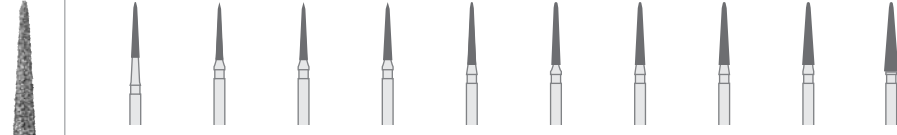



Pointed cone					
	956				
	ISO ø 1/10 mm		008	009	010
	L mm		3.0	3.0	3.0
	FG				
	314 699 524				D1
	314 699 514				D1GB
	314 699 514			40D1	
	314 699 494		90D1		
	Red = also in RA				
					

Pointed cone									
	852								
	ISO ø 1/10 mm		013	014	015	016	017	018	019
	L mm		6.0	6.0	6.0	6.0	6.0	6.0	6.0
	FG								
	314 164 524			117A		117S		113A	
	314 164 544 						117SCB		113ACB
	314 164 534 			117AC		117SC		113AC	
	314 164 514 					117SGB		113AGB	
	314 164 514 		4117A			4117S			
314 164 504 			5117S	5113A					
Red = also in RA									
									




Pointed cone												
	859											
	ISO ø 1/10 mm		010	011	012	012	013	014	015	016	018	021
	L mm		10.0	10.0	10.0	10.0	10.0	10.0	10.0	10.0	11.0	10.0
	FG											
	314 166 524		D4A		D34A			D34		D4	D38	D39
	314 166 534 				D34AC			D34C		D4C	D38C	D39C
	314 166 524 									80D4		
	314 166 514 				D34AGB					D4GB		
	314 166 514 						40D34			40D4		
314 166 514 						30D34	30D4					
314 166 504 					50D34		50D4					
314 166 494 						90D4						
Red = also in RA												
												


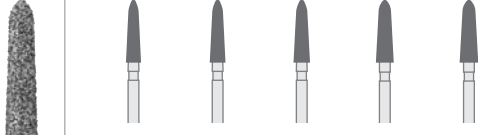

Pointed cone					
	859				
	ISO ø 1/10 mm		010	011	012
	L mm		11.0	11.0	11.0
	FG				
	314 167 524				D3
	314 167 534 				D3C
	314 167 524 				80D3
	314 167 514 				D3GB
	314 167 514 				40D3
314 167 514 				30D3	
314 167 504 				50D3	
314 167 494 		90D3			
Red = also in RA					
					




















Pointed cone, round						
	859L					
	ISO ø 1/10 mm		010	014	016	018
	L mm		11.5	11.5	11.5	12.0
	FG					
	314 167 524		D33	D35	D36	D37
	314 167 534 		D33C	D35C	D36C	D37C





















 858												
	ISO ø 1/10 mm	010	010	011	012	011	012	013	014	016	018	
	L mm	7.0	7.0	7.0	7.0	8.0	8.0	8.0	8.0	8.0	9.0	
	FG											
	314 165 524	D11			D2		D11A		D14	360	361	
	314 165 534	D11C			D2C		D11AC		D14C	360C	361C	
	314 165 514	D11GB		D2GB				D14GB				
	314 165 514			40D2				40D14				
	314 165 514		30D2				30D14					
	314 165 504		50D2				50D14					
314 165 494		90D2			90D14							
FG Miniature												
313 165 524				MD2								
313 165 534				MD2C								
313 165 514			MD2GB									
Red = also in RA												
















Torpedo

 878K											
	ISO ø 1/10 mm	010	011	012	013	014	015	016	017	018	
	L mm	8.0	8.0	8.0	8.0	8.0	8.0	8.0	8.0	8.0	
	FG										
	314 298 524			181		181N		182		183	
	314 298 544				181CB				182CB		
	314 298 534			181C		181NC		182C		183C	
	314 298 514		181GB				182GB		183GB		
	314 298 514		4181		4181N		4182				
	314 298 504	5181				5182					
























 878K						
	ISO ø 1/10 mm	020	021	022	023	024
	L mm	8.0	8.0	8.0	8.0	8.0
	FG					
	314 298 524		184		185	
	314 298 544			184CB		185CB
	314 298 534		184C		185C	
	314 298 514	184GB		185GB		
	314 298 514	4184		4185		


























 877K ISO ø 1/10 mm L mm FG  314 297 524 314 297 544  314 297 534  314 297 514  314 297 514  314 297 504  Red = also in RA 											
	011	012	013	014	015	016	017	017	018	019	021
	6.0	6.0	6.0	6.0	6.0	6.0	6.0	6.0	6.0	6.0	6.0
		161		161N		162			163		164
							162CB			163CB	
		161C		161NC		162C			163C		164C
	161GB				162GB			163GB			
	4161		4161N	4062	4162			4163			
			5062								







 879K ISO ø 1/10 mm L mm FG  314 299 524 314 299 544  314 299 534  314 299 524  314 299 514  314 299 514  314 299 504  314 299 494 											
	012	013	014	015	016	017	018	019	020	021	023
	10.0	10.0	10.0	10.0	10.0	10.0	10.0	10.0	10.0	10.0	10.0
	190		191		192		193		194	195	196
						192CB		193CB		194CB	
	190C		191C		192C		193C		194C		196C
										8195	
	191GB			192GB		193GB					
				4192		4193		4194	4195		
								5195			
						9195					



























 898 ISO ø 1/10 mm L mm FG  314 586 524 314 586 544  314 586 534  314 586 514  314 586 514  314 586 504 								
	013	014	015	016	017	018	020	021
	10.0	10.0	10.0	10.0	10.0	10.0	10.0	10.0
		101		102L		103		104
				101CB				
		101C		102LC		103C		104C
	101GB		102LGB		103GB		104GB	
	4101		4102L		4103			
		5102L						






















Football













  											
	368										
ISO ø 1/10 mm		010	011	012	012	013	014	016	016	017	018
L mm		2.5	2.5	2.5	3.0	3.0	3.0	3.2	3.5	3.5	3.5
FG											
											
314 257 524		252A		254			253	252			255A
314 257 534 				254C			253C				255AC
314 257 524 											8255A
314 257 514 			254GB							255AGB	
314 257 514 			4254			4253				4255A	
314 257 504 		5254				5253			5255A		
FG Miniature											
											
313 257 524				M254							
313 257 534 				M254C							
313 257 514 			M254GB								
Red = also in RA											
											













  						
	368					
ISO ø 1/10 mm		020	021	022	023	024
L mm		5.0	5.0	5.0	5.0	5.0
FG						
						
314 257 524						255
314 257 544 						255CB
314 257 534 						255C
314 257 524 						8255
314 257 514 				255GB		
314 257 514 				4255		
314 257 514 				3255		
314 257 504 				5255		
314 257 494 		9255				
FG Miniature						
						
313 257 524					M255	
313 257 544 						M255CB
313 257 534 					M255C	
313 257 514 				M255GB		
FG Long						
						
315 257 524						L255
315 257 534 						L255C
315 257 504 				L5255		
Red = also in RA						
						











			
369			
ISO ø 1/10 mm		025	
L mm		5.5	
FG			
			
314 263 524		370	
314 263 534 		370C	










															
379															
ISO ø 1/10 mm		010	011	011	012	013	014	016	016	017	018	021	022	023	
L mm		2.0	2.0	2.5	2.0	2.5	2.5	3.2	3.5	3.5	3.5	4.5	4.5	4.5	
FG															
															
314 277 524					256		257S	260	268		257			258	
314 277 534 					256C		257SC	260C	268C		257C			258C	
314 277 524 											8257			8258	
314 277 514 			256GB			257SGB				257GB				258GB	
314 277 514 			4256							4257				4258	
314 277 514 		3256							3257				3258		
314 277 504 		5256		5257S					5257				5258		
FG Long															
															
315 277 524															L258
315 277 534 															L258C
Red = also in RA															
															








										
379										
ISO ø 1/10 mm		024	026	029	030	031	032	033	034	
L mm		4.5	4.5	4.5	6.0	6.0	6.0	6.0	6.0	
FG										
										
314 277 524				258N					259	
314 277 544 		258CB							259CB	
314 277 534 				258NC					259C	
314 277 524 									8259	
314 277 514 			258NGB					259GB		
314 277 514 								4259		
314 277 514 							3259			
314 277 504 							5259			
314 277 494 					9259					
Red = also in RA										
										

 379 Slim  ISO ø 1/10 mm L mm FG 								
	016	017	020	021	022	022	023	024
	3.5	3.5	5.0	5.0	5.0	5.0	5.0	5.0
	314 277 524	250A					250	
	314 277 544							250CB
	314 277 534	250AC					250C	
	314 277 524						8250	
	314 277 514	250AGB			250GB			
	314 277 514				4250	4250B		
	314 277 514				3250			
314 277 504				5250				
314 277 494			9250					
Red = also in RA 								












 390  ISO ø 1/10 mm L mm FG 								
	013	014	015	016	018	019	020	021
	3.0	3.0	3.0	3.0	4.0	4.0	4.0	4.0
	314 274 524			274				274N
	314 274 534			274C				274NC
	314 274 514		274GB				274NGB	
	314 274 514		4274				4274N	
	314 274 514	3274				3274N		
	314 274 504	5274				5274N		
	314 274 494	9274			9274N			
Red = also in RA 								









 899  ISO ø 1/10 mm L mm FG 							
	019	020	021	024	025	026	027
	6.5	6.5	6.5	7.0	7.0	7.0	7.0
	314 033 524		243				245
	314 033 534		243C				245C
	314 033 514		243GB			245GB	
	314 033 514		4243			4245	
	314 033 514	3243					
	314 033 504	5243			5245		
	314 033 494	9243		9245			

Football palatal grinder							
	811						
	SO ø 1/10 mm		028	029	030	033	037
	L mm		4.0	4.0	4.0	4.5	5.0
	FG						
	314 038 524			198		198A	197
	314 038 544	■			198CB		
314 038 534	■		198C		198AC	197C	
314 038 514	■	198GB					
314 038 514	■	4198					
	Red = also in RA						
							

Football double cone					
	811L				
	SO ø 1/10 mm		036	037	038
	L mm		6.0	6.0	6.0
	FG				
	314 039 524			241	
	314 039 544	■			241CB
314 039 534	■		241C		
314 039 514	■	241GB			
314 039 514	■	4241			
	Red = also in RA				
					

Wheel / Lenticular

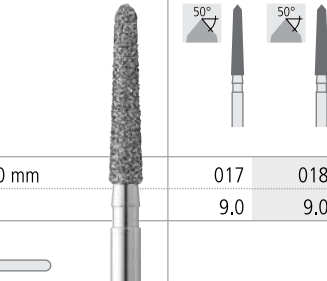
Wheel									
	815								
	ISO ø 1/10 mm		012	016	018	023	027	034	035
	L mm		0.5	0.5	0.5	0.5	0.5	0.5	0.5
	FG								
	314 040 524		122	126	127	128	128A		130
	314 040 534	■	122C	126C	127C	128C	128AC		
314 040 514	■						130GB		
	Red = also in RA								
									

Wheel						
	818					
	ISO ø 1/10 mm		035	039	040	050
	L mm		1.0	1.0	1.0	1.0
	FG					
	314 041 524		111A		111	110
	314 041 534	■	111AC		111C	110C
314 041 514	■		111GB			
	Red = also in RA					
						

Special shapes

Special shapes tapered

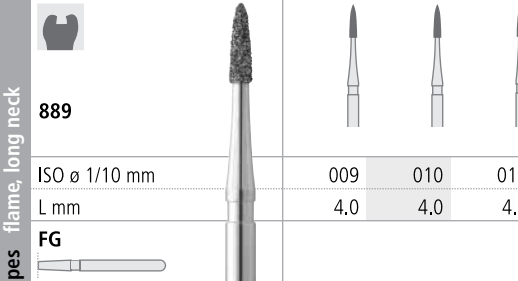
886Z



ISO ø 1/10 mm	017	018
L mm	9.0	9.0
FG		
314 210 524		123
314 210 534	■	123C
314 210 514	■	123GB
314 210 514	■	4123
Red = also in RA		

Special shapes flame, long neck

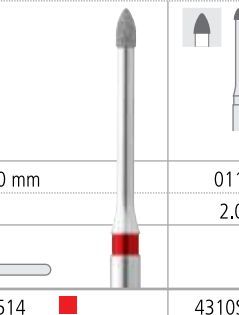
889



ISO ø 1/10 mm	009	010	012
L mm	4.0	4.0	4.0
FG			
314 540 524		426	428
314 540 534	■		428C
314 540 514	■	4426	

Special shapes flame


874



ISO ø 1/10 mm	011
L mm	2.0
FG	
314 536 514	■ 4310S

Special shapes interdental

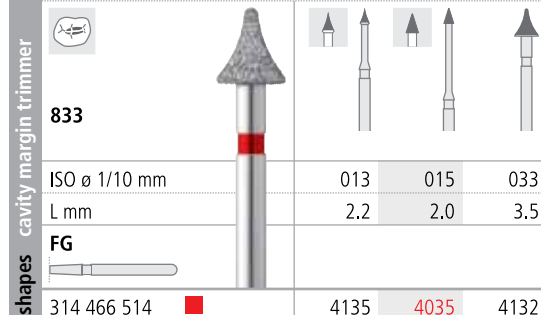
392



ISO ø 1/10 mm	016
L mm	5.0
FG	
314 466 514	■ 4335

Special shapes cavity margin trimmer

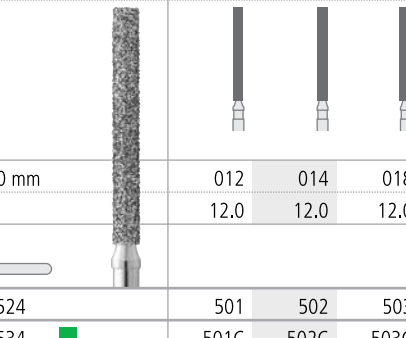
833



ISO ø 1/10 mm	013	015	033
L mm	2.2	2.0	3.5
FG			
314 466 514	■ 4135	4035	4132
Red = also in RA			

Special shapes cylindrical, extra-long

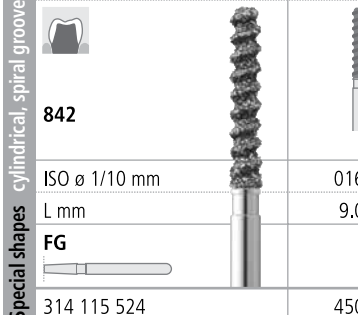
842



ISO ø 1/10 mm	012	014	018
L mm	12.0	12.0	12.0
FG			
314 115 524	501	502	503
314 115 534	■ 501C	502C	503C

Special shapes cylindrical, spiral groove

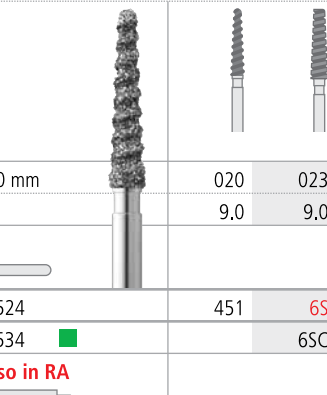
842



ISO ø 1/10 mm	016
L mm	9.0
FG	
314 115 524	450

Special shapes interdental

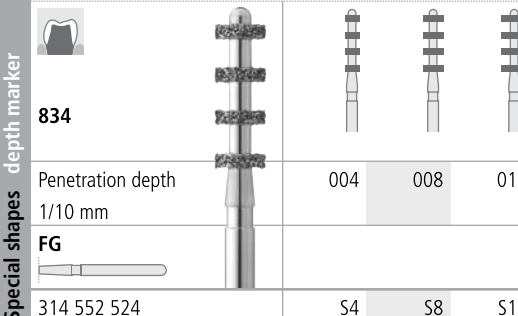
848



ISO ø 1/10 mm	020	023
L mm	9.0	9.0
FG		
314 177 524	451	6S
314 177 534	■	6SC
Red = also in RA		

Special shapes depth marker

834



Penetration depth 1/10 mm	004	008	012
FG			
314 552 524	S4	S8	S12

Intensiv HygienicTray

Developed by Dr. Gigandet and Dr. Engel, University of Bern, Switzerland

Resistant high quality stainless steel instrument tray for the disposal of all rotating instruments for routine treatment protocols

Instrument trays for the permanent availability of all rotating instruments for routine treatment protocols have become an indispensable support in dental clinics.

The Intensiv HygienicTray HT3000 with its 54 holes offers the appropriate solution.

Dental clinic processes have become standardized by the availability of the complete set of commonly used rotating instruments.

Product description

- 2 dismantlable parts made of high quality stainless steel
- Without hard to reach fissures and hollows
- Rounded edges
- Height: suitable for standard sterilization trays
- 36 FG and 18 RA instrument holders arranged irregularly to each other

Indications

- Organization of standard instruments for all routine treatment protocols

- Instrument holder during the sterilization process
- Storage of rotary instruments

Benefits

- Organization and availability of commonly used rotating instruments
- Easy instrument removal due to irregular arranged position of instruments
- Dismountable into 2 parts, free from fissures and hollows, completely hygienic
- Durable resistant and unlimited sterilizable stainless steel

Intensiv HygienicTray HT3000



Ref. HT3000*

Intensiv HygienicTray HT100

- 3 dismantlable parts: foldable cover; instrument tray; bottom
- Folded back cover serves as base for the tray during treatment
- Ergonomic instrument access due to high and inclined tray position



Ref. HT100*

Intensiv HygienicTray HT200


- 2 dismantlable parts: foldable cover; instrument tray
- Ergonomic instrument access to stand-alone tray



Ref. HT200*

Intensiv HygienicTray HT300

- 2 dismantlable parts: foldable cover; instrument tray
- Folded back cover keeps the instrument tray in place during treatment
- Ergonomic instrument access due to low and inclined tray position



Ref. HT300*

* delivered without rotating instruments

Intensiv CrownCutter

Clinically approved by Dr. S. Giani, Varese, Italy

Carbide instruments for crown cutting

Conical and cylindrical instruments with rounded and plain working surfaces with unique cutting edges for precise, vibration-free division. Intensiv CrownCutter fulfil high demands perfectly, thanks to their uniquely designed cutting edges (pitch diameter precision) and exceptional manufacture (one-piece instrument).

Indications

- Cut and removal of crowns and bridges in metal as well as bonded metal/ceramic
- Removal of amalgam and gold fillings

Benefits

- Superior cutting performance
- Accelerated separation process
- Minimum patient stress during treatment
- Chopped and not pulverized debris



1-6) Clinical pictures:
Prof. Antonio Cerutti,
University of Brescia, Italy
7-8) Clinical pictures:
Dr. S. Giani, Varese, Italy



Package of 6 pcs

CrownCutter Pear-shaped			
ISO ø 1/10 mm	008	010	008
	CU42308/6	CU42310/6	CU42309/6

CrownCutter Plain Cylinder			
ISO ø 1/10 mm	009	010	012
	CU41009/6	CU41010/6	CU41012/6

CrownCutter Round Cylinder		
ISO ø 1/10 mm	010	012
	CU41310/6	CU41312/6

CrownCutter Taper		
ISO ø 1/10 mm	012	016
	CU41612/6	CU41616/6

The classic Intensiv Preparation and Finishing Sets



Ref. 003:
4236, 4274, 4205, 4223, 4250,
4201, 3236, 3274, 3205, 3223,
3250, 3201

Intensiv Amalgashape Set

University of Zurich, Switzerland

Diamond instruments in fine grits for finishing and prepolishing amalgam fillings



Ref. 135:
9401, 4205, 9205, 4274, PS2S*,
PS9S*, RS40*, RS9*, 9040,
8255, 9274
(* Proxoshape and Rootshape,
see pages 58-63)

Intensiv Combi Prep Set: Contouring and Finishing Set

University of Zurich, Switzerland

Diamond instruments for finishing of esthetic restorations



Ref. 044B:
B1, B2, B3, B4, B5, B6,
B7, B8, B9, B10, B11, B12

Intensiv Berner Uni Prep Set

University of Bern, Switzerland

Diamond instruments for the preparation of restorations (cast fillings) and crowns



Ref. 133:
8714, 3714B, 8710, 3710B,
8212S, 8200, 8200S, 4205,
9205, 4205L, PS2*, 4400
(* Proxoshape, see pages 58-61)

Intensiv Combi Prep Set: Direct Restoration

University of Zurich, Switzerland

Diamond instruments for direct tooth-coloured adhesive restorations



Ref. 106:
CS14, CS125, CS040, CS025
Ref. 106S:
CSS040, CSS025

Intensiv Cavishape Set, Intensiv Cavishape Set S

University of Bern, Switzerland

Oscillating diamond files for finishing preparation margins



Ref. 134:
8614, 3614B, 8714, 3714B,
8712, 3712B, 8710, 3710B,
80D4, 8259, 3259, 3113R,
3113NR, 3116, 8040, 3040B,
8040S, 3040SB

Intensiv Combi Prep Set: Indirect Restoration

University of Zurich, Switzerland

Diamond instruments for indirect tooth-coloured adhesive restorations



Ref. 022:
414, 3414, 3116, 9274,
3526, 4310, 4323, 9223

Intensiv Cerec Set

Prof. W. H. Mörmann, University of Zurich, Switzerland

Diamond instruments for Cerec restorations



Ref. 033:
8113R, 8113NR, 8117,
3113R, 3113NR, 3117

Intensiv Inlay Set

University of Zurich, Switzerland

Diamond instruments for classic inlay preparations



Ref. 009:
218B, 219B, 223B,
3218, 3219, 3223

Intensiv Piccolo Set

University of Bern, Switzerland

Diamond instruments for small cavity preparations with perfect margins



Ref. 111:
30, 31, 32, 33, 34, 4035,
4036, 4037, 4038, 4039

Intensiv Uniprep Set Crowns & Bridges

Prof. Dr. C. Marinello, Universities of Zurich and Geneva, Switzerland

Diamond instruments for crown and bridge prosthetics



Ref. 122:
8310, 4310B, 8406A, 4406B,
8305LP, 4325L, 8414, 4414B,
80D3, 4305L, 8200S, 4255,
5315L

Intensiv Profi Prep Set

Prof. Marinello, Dr. Zitzmann, University of Basel, Switzerland

Diamond instruments for fixed and removable prosthetics



Ref. 088:
8510, 8514, 8614,
3510, 3514, 3614,
3513, 3513N 3517

Intensiv Universal Set

University of Zurich, Switzerland

Diamond instruments for preparation and finishing of cavities in esthetic adhesive restorations in posterior teeth



Ref. 066:
101C, 201C, 241, 255,
315S, 315SGB, 315L, 315LGB,
D01, D02, D9GB, 50D9

Intensiv Shoulder Bevel Prep Set

Dr. A. Schöler, Biel, Switzerland

Diamond instruments for crown preparations with shoulder and bevel



Ref. 35A:
238C, 8238, 4238,
8195, 4195, 8325L,
4325L, 113AC, 8201NL,
4201NL, 8200, 4200,
8201, 4201, 8400,
4400, 8255A, 4255A

Intensiv Zirkon Set

Clinically approved by Swiss dental laboratory Dubs, Zurich, Switzerland

Diamond-coated Instruments for Zirconium Oxide Preparations in the Dental Laboratory



Ref. 001:
01140, 01125,
01480, 01440, 01425

Intensiv Tooth Caring Bur Set

University of Bern, Switzerland

Diamond instruments for lowering and finishing gingival floors of proximal cavities and shoulders of crown preparations without damaging adjacent teeth



Intro Kit Ref. 110A:
AR4199, AR199,
AR8200, AR4218,
AR8218, AR8224,
AR4412, AR4205S,
AR40D1, AR4256

Intensiv AntiReflex Pat. Pend. N° 2007 0320/07

by Prof. I. Krejci, University of Geneva, Switzerland

Non-reflecting diamond instruments

Intensiv Sets Direct and Indirect A & P

Clinically tested by Dr. Roberto Spreafico, Busto Arsizio, Italy

Diamond instruments for anterior and posterior direct and indirect restorations

Aesthetic direct and indirect restorations play a predominant role in the technical background of modern dentistry and represent a new limit between the conservative dentistry and the prosthesis for recovering individual elements.

A complete set of instruments for all clinical indications in the field of direct and indirect aesthetic restorations, is selected.



Ref. 202PI



Ref. 202PD



Ref. 202ADI

Product description

- 3 sets of 8 diamond-coated instruments each, placed in the stainless steel Intensiv Hygienic Tray HT100.

Ref. 202PI (Posterior indirect restorations)

- 1 conical instrument, 8mm length, 90µm grit, 012 diameter for interproximal separation
- 2 conical instruments, 8mm length, 80 and 25µm grits, 014 diameter for interproximal preparation
- 2 conical instruments, 6mm length, 80 and 25µm grits, 014 diameter for the preparation of internal walls of the cavities
- 1 conical truncated instrument, 4mm length, 25µm grit, 020 diameter for the finishing of occlusal surface of the cavity
- 2 conical truncated instruments, 6mm length, 80 and 25µm grits, 018 diameter for cervical preparation

Ref. 202PD (Posterior direct restorations)

- 1 cylindrical instrument, 3mm length, 80µm grit, 009 diameter for the opening of the cavity
- 2 cylindrical instruments, 6mm length, 80 and 25µm grits, 011 diameter for the preparation and finishing of the interproximal and occlusal margins
- 2 cylindrical instruments, 8mm length, 80 and 25µm grits, 014 diameter for the preparation and finishing of the interproximal and occlusal margins
- 2 cylindrical instruments, 6mm length, 80 and 25µm grits, 013 diameter for the preparation and finishing of the interproximal and occlusal margins
- 1 flame instrument, 7mm length, 40µm grit, 010 diameter for the finishing of veneer preparation

Ref. 202ADI (Anterior direct and indirect restorations)

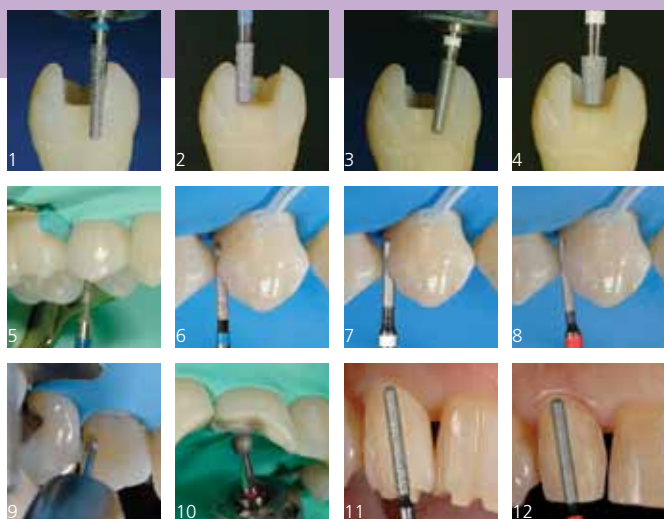
- 1 ball instrument, 60µm grit, 009 diameter for the opening of the cavity
- 2 ball instruments, 90 and 40µm grits, 014 diameter for the preparation and finishing of the interproximal and occlusal margins
- 2 ball instruments, 106 and 40µm grits, 023 diameter for the opening and beveling of palatal margins
- 2 cylindrical instruments with rounded end, 10 mm length, 90 and 40µm grits, 012 diameter for the production of guiding grooves and the finishing of veneer preparation
- 1 flame instrument, 7mm length, 40µm grit, 010 diameter for the beveling of axial walls

Indications

- Preparation of cavities for direct and indirect restorations in anterior and posterior areas










Benefits

- Highly conservative preparations with perfectly finished walls and margins of cavities
- Placed in HygienicTray (HT100) bur holders, to facilitate the identification and the organization of the sets
- Customizable sets with additional instrument insertion (oscillating instruments, rubber cups etc.) thanks to the 13 FG and 5 RA holes
- Form and size congruence between the preparation and finishing instruments












- 1) FG 8427/8425: Interproximal and cervical preparation
- 2) FG 8525 : preparation of the walls
- 3) FG 3427/3425: finishing of interproximal and cervical margins
- 4) FG 3413R: finishing of the occlusal surface
- 5) FG 8212S: opening of the cavity for direct restorations
- 6) FG 8510/8614/8514: preparation of interproximal and occlusal margins
- 7) FG 3514/3614B/3414B: finishing of the margins
- 8) FG 4205L: beveling of axial walls
- 9) FG 200S/201S/400S: opening and preparation of the cavity
- 10) FG 4201S/4400S: beveling of palatal margin
- 11) FG 305L: production of vestibular guiding grooves and preparation of incisal margin
- 12) FG 4307N: finishing of the preparation for veneers

Intensiv Set Indirect P










									
Ref. 202PI									
ISO ø 1/10 mm	012	014	014	018	020	014	014	018	
L mm	8.0	6.0	8.0	6.0	4.0	6.0	8.0	6.0	
µm	80	80	80	80	25	25	25	25	
524	116								
524 <input checked="" type="checkbox"/>		8425	8427	8525					
514 <input type="checkbox"/>					3413R	3425	3427	3525	
ISO No.	314 172	314 545	314 546	314 545	314 544	314 545	314 546	314 545	

Clinical pictures:
Dr. Roberto Spreafico,
Busto Arsizio, Italy

Intensiv Set Direct P

									
Ref. 202PD									
ISO ø 1/10 mm	009	011	014	013	010	011	014	013	
L mm	3.0	6.0	8.0	6.0	7.0	6.0	8.0	6.0	
µm	80	80	80	80	40	25	25	25	
524 <input checked="" type="checkbox"/>	8212S	8510	8614	8514					
514 <input checked="" type="checkbox"/>					4205L				
514 <input type="checkbox"/>						3514	3614B	3414B	
ISO No.	314 108	314 157	314 158	314 157	314 248	314 157	314 158	314 157	

Intensiv Set Direct & Indirect A

									
Ref. 202ADI									
ISO ø 1/10 mm	009	014	023	012	010	013	022	012	
L mm				10.0	7.0			10.0	
µm	60	90	106	90	40	40	40	40	
524	200S	201S	400S	305L					
514 <input checked="" type="checkbox"/>					4205L	4201S	4400S	4307N	
ISO No.	314 001	314 001	314 001	314 142	314 248	314 001	314 001	314 142	

Intensiv Universal Prep Set

Clinic for Fixed and Removable Prosthodontics, University of Zurich, Prof. Christoph Hämmerle, PD Dr. Irena Sailer

Diamond instruments for inlays, partial and full crowns, bridges and fixed restorations

The spectrum of reconstructive dentistry is today more versatile than ever, as both requirements for minimal invasiveness as well as high aesthetics and stability of the reconstruction must be fulfilled.

Preparation with veneers, overlays (tabletops) and adhesive bridges, which aim at minimal tooth substance removal and are merely defect-oriented, are often used today where formerly conventional crowns and bridges were used. Through the adhesion to the tooth substance, modified requirements are now placed on the preparation.

In addition, a great variety of dental materials and manufacturing techniques are used at present. Full ceramic and metal-ceramic restorations can be used equally for almost all indications. Numerous stable ceramics have been developed in recent years, whose dental processing has been facilitated by new CAD/CAM technologies.

Methods for optical impression, and therefore to digitize tooth stumps, are increasingly being used instead of classic impressions commonly applied in dental surgeries. All these computer-based technologies lead to the need for new approaches in the teeth preparation.

A modern instrument set for preparation must meet all these requirements, be universally applicable and still be clear and well-structured. With this well-structured, rational set of instruments, various preparations for minimally invasive reconstruction, conventional crowns and bridges, for full ceramic and metal-ceramic, can be made.

Product description

- The diameter of preparation burs and associated finishing instruments are ideally coordinated so that all prepared surfaces can be easily smoothed.
- With the 90µm grit size of the burs, it is possible to efficiently and gently remove tooth material (no trauma to the pulp). The rounded shape of the shoulder preparation diamond instrument ensures that both instruments can be easily guided between the buccal and interdental gingival line, even with large differences in level.
- Also different abutment lengths can be easily treated with the 10mm long working length.
- By selecting this comprehensive set with 11 diamond instruments, the user is guided through the individual steps and can achieve constant and long lasting preparation results.
- Diamond-coating: the burs used for abutment reduction have a uniform diamond coating of 90µm.
- The matching finishing diamonds have a grit of 40µm.

Indications

- Veneer preparation
- Crown preparation
- Full ceramic reconstructions
- Reconstructions with zirconium oxide ceramic
- Optical impression and CAD/CAM
- Minimal-invasive to conventional preparation technique

Benefits

- Minimal-invasive preparation
- Stability of reconstruction
- Usage for all types of modern reconstructions
- Simple and step by step working





Classic veneer

- 1) Before preparation, an ultra-fine retraction thread was placed in the sulcus to protect the gingival margin. Interdental preparation with separation instrument FG D3
- 2) Axial reduction with veneer preparation instrument FG D18 GB, 0.5mm wide shoulder preparation
- 3) Finishing of surface with narrow shoulder finishing instrument FG 307A

Additional veneer (purely defect-oriented preparation)

- 4) Interdental defect-oriented preparation with separation instrument FG D3
- 5) Axial defect-oriented reduction with veneer preparation instrument FG D18 GB, tapering edge
- 6) Veneer detail

Full crown preparation

- 7) Shoulder preparation on tooth 21: placing of an ultra thin thread, interdental separation with separation instrument FG D3, 1mm wide circular internally rounded shoulder preparation with shoulder instrument FG 305L. The preparation set includes a narrow shoulder preparation instrument FG 307A for narrow tooth abutments and tight spaces
- 8) Palatal concavity with front-side rounded football instrument FG 250
- 9) Finishing of the shoulder and axial walls: the stump is smoothed with the newly developed - analogous to the dimensions of the preparation instrument - cylindrical finishing instrument FG 4307N (wide) or FG 4305L (narrow)

Partial crown, overlay (tabletop) preparation

- 10) Defect-oriented overlay (tabletop) preparation on a patient with dentition damaged by erosion and abrasion, rough preparation with preparation instrument FG 8526, occlusal preparation with football instrument FG 250
- 11) Finishing with appropriate finishing burs FG 4526 and FG 4250, posterior breaking of all sharp edges with Soflex discs clamped into the mandrel

Adhesive bridge preparation

- 12) Definition of a mesial and distal groove in the enamel in the desired direction of insertion, slightly palatal to the future contact point, with separation instrument FG D3
- 13) Expansion of groove in the enamel with conical veneer preparation instrument FG D18 GB, thereby fulfilling currently valid requirements for full ceramic and CAD/CAM production (apically rounded, 6° conicity, clear groove definition)
- 14) Preparation of a cingulum support in the enamel with ball instrument FG 201

Clinical pictures:
Zentrum für Zahnmedizin ZZM Zürich

Ref. 157													
ISO ø 1/10 mm	012	012	013	011	011	018	018	017	023	021	016		
L mm	11.0	10.0	10.0	10.0	10.0	90	8.0	8.0	5.0	5.0	8.0		
µm	80	90	40	90	40	90	80	40	106	40	50		
524	D3	305L		307A		201			250				MRD22
524							8526						
514											D18GB		
514			4307N		4305L			4526		4250			
ISO No.	314 167	314 142	314 142	314 142	314 142	314 001	314 546	314 546	314 277	314 277	314 198		

Intensiv Advanced Prep & Finishing Set for Cerec Restorations

Prof. Dr. W. H. Mörmann and Dr. A. Bindl, University of Zurich, Switzerland

Diamond instruments for inlays, partial and full crowns, and fixed restorations

Both bur sets fulfill in an ideal manner all the requirements for superior multipurpose preparation and finishing goals created by Cerec 3 technology.

Product description

Inlay cavities and partial crowns:

- 4 cylindrical burs, ISO sizes 011 and 014 with rounded edges and head lengths of 5, 6, and 8mm in grits 80 and 25µm for the preparation of precise inlay cavities and finishing of box margins while avoiding enamel fractures, as well as for partial crown preparation.
- Tapered burs, ISO size 018, with rounded edges in 25µm grit for minimal occlusal enlargement of the box.
- 1 thin, tapered bur, ISO size 010 in 25µm grit for finishing deep proximal boxes.

Crown Preparation:

- 1 needle tapered bur, ISO size 012 for separation.
- Cylindrical and conical truncated burs with rounded edges, ISO sizes 014 and 016, as well as torpedo burs, ISO size 014 in grits 80 and 25µm for circular preparations and finishing of chamfer and shoulder preparations. The torpedo burs are also used for the preparation and finishing of veneer restorations.
- 1 football bur, ISO size 022 with tip, 80µm grit for occlusal reduction and preparation of labial parts.
- Shape and dimension matching bur with round tip, ISO size 021, 40 µm grit, for finishing labial preparation surfaces.

Finishing:

- 4 flame burs, head lengths 3 and 5mm, ISO sizes 012 / 013 / 014 in 40 and 8µm grit for contouring and finishing of the CAD/CAM-generated occlusion.
- 1 ball bur, ISO size 009, in 60µm grit for the preparation of minimal access cavities.
- 1 ball bur, ISO size 012, for placement of the preparation borders on the gingival margin in veneer restorations.
- 2 balls, ISO size 024, in 40 and 8µm grit for finishing and prepolishing of palatal concavities.

Indications

- Cavity preparation for inlay and partial crowns and for full ceramic bridges in zirconium oxide
- Contouring and finishing of the CAD/CAM-generated occlusion

Benefits

- Precise cavity contours for optical identification
- Preservation of healthy tooth substance
- Prepolishing with reduced roughness depth
- Method clinically tested by the University of Zurich



Ref. 222A



Ref. 222B



Clinical pictures:
University of Zurich, Switzerland

1a) Shoulder preparation on tooth 21: The circular shoulder is structured with a plane front face using the conical diamond (FG 8422). The shoulder width is approx. 0.8mm **1b)** Finishing the preparation: the tooth stump is finished with the fine grit cylindrical diamond (FG 3614B) **2a)** Preparation of chamfer on tooth 11: The circular chamfer is prepared with the long cylindrical diamond (FG 8040) **2b)** Finishing the preparation: the tooth stump is finished with the fine grit, cylindrical diamond (FG 3040B) **3)** Shoulder preparation: defect-oriented crown preparations on molars and premolars after finishing for adhesive attachment of full ceramic Cerec crowns **4)** Defect-oriented partial crown preparation to be treated with a Cerec restoration **5)** Veneer preparations on the lateral incisor teeth without inclusion of the incisal edges

Advanced Prep Set for Cerec Restorations

Ref. 222A												
ISO ø 1/10 mm	014	014	014	011	018	010	014	014	012	016	022	021
L mm	8,0	8,0	5,0	6,0	8,0	8,0	10,0	10,0	11,0	8,06	5,0	5,0
µm	80	25	80	25	25	25	80	25	80	80	80	40
524									D3			
524	8614		8714				8040			8422	8255	
514												4250
514		3614B		3414	3526	3116		3040B				
ISO No.	314 158	314 158	314 156	314 157	314 546	314 172	314 290	314 290	314 167	314 546	314 257	314 277

Advanced Finishing Set for Cerec Restorations

Ref. 222B										
ISO ø 1/10 mm	012	012	014	013	012	024	024			009
L mm	5,0	5,0	3,0	3,0		—	—			—
µm	40	8	40	8	90	40	8	40	8	60
524					200					200S
514	4205		4274			4400		PS2*		
494		9205		9274			9400		PS9*	
ISO No.	314 247	314 247	314 274	314 274	314 001	314 001	314 001			314 001

(* Intensiv Proxoshape, see pages 58 - 61)

Intensiv Universal full Crown and Porcelain Veneer Prep Set

Universal Crown & Veneer Prep Set Dr. G. Dazhaev, Moscow, Russia

Diamond Instruments for crown and bridge prosthetic restorations

Often during prosthetic preparation it is necessary to follow a simple, accurate, repeatable and reliable method.

The method created by Dr. Dazhaev, Moscow, in collaboration with Intensiv, allows structured process, thanks to the adequate selection of instruments and the production of special shapes, ensuring long-term outcome.



Product description

- Special instrument (FG 707 C) to mark the depth of occlusal cut.
- Cylindrical and conical truncated instruments in 125µm grit and rounded end (FG 309 C, FG 323 C, FG 235A C, FG 305L C) for enamel reduction.
- Cylindrical and conical truncated instruments in 40µm grit and rounded end (FG 4315S, FG 4235S, FG 4307N) for finishing the preparation.
- 2 egg-shaped instruments pour the palatal reduction and finishing (FG 250 C, FG 4250B).
- 2 small ball-shaped instruments as depth marker of the preparation of veneers (FG 102A C, FG 103A C, FG 108A C).

Indications

- Preparation for full crowns
- Preparation for porcelain veneers

Benefits

- Rapid and very precise tooth reduction at the same time
- New depth markers to see exactly how much tooth structure needs to be reduced
- Very accurate crisp chamfer creation
- Composition of this set allows following both, classic and minimal invasive approach to preparation

Intensiv Minimal Invasiv Prep Set

University of Zurich, Switzerland

Diamond instruments for minimally invasive restorations

Minimally invasive restoration techniques are designed to preserve healthy tooth substance. A defect-oriented procedure therefore requires preparation techniques with appropriately miniaturized bur shapes.

Product description

- 1 cylindrical bur, ISO size 007, head length 2.0mm, in grit 40µm for exact depth control and finishing.
- 2 ball burs, ISO size 007, in 40µm grit with various neck lengths for access cavity and probing cavity for extended fissure sealing.
- 1 wheel bur, ISO size 015, head length 0.7mm in 40µm grit for enamel-preserving undercutting preparations.

Indications

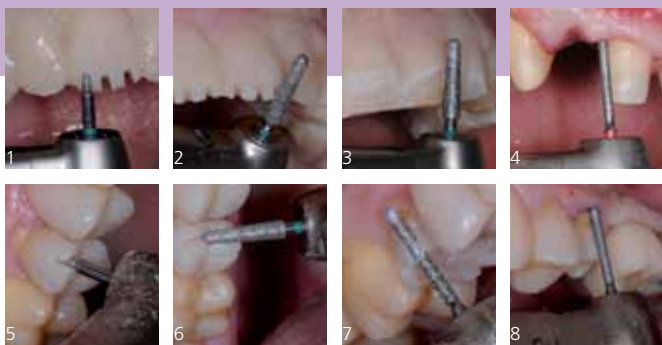
Preparation of:

- Class I amalgam and composite fillings
- Classes II and III composite fillings
- Palatal fillings
- Tunnel preparations

Benefits

- Preservation of healthy tooth substance
- Preservation of marginal ridge in tunnel preparations
- Selective access
- No need of final polishing





Clinical pictures: Dr. G. Dazhaev, Moscow, Russia

- 1) Creation of grooves in the incisal edge with 2mm depth marker with instrument 707 C
- 2) Reduction of tooth substance at the bottom of the grooves with instrument 235A C
- 3) Preparation of the incisal third of facial surface with instrument 235A C
- 4) Finishing and polishing of the margin with instrument FG 4307N
- 5) Creation of grooves with 2mm depth marker with instrument FG 707 C
- 6) Reduction of tooth substance at the bottom of the grooves with instrument 235A C
- 7) New grooves created in the vestibular and palatal surfaces of the tooth with instrument FG 305L
- 8) Finishing of preparation margin with instrument FG 4315S

Ref.													
ISO ø 1/10 mm	010	011	013	021	022	023	012	013	022	010	019	019	023
L mm	8,0	8,0	8,0	8,0	8,0	5,0	10,0	10,0	5,0	2,0	1,0	1,0	1,0
µm	106	125	40	106	40	125	125	40	40	125	125	125	125
534	■ 309C	321C		235AC		250C	305LC			707C	102AC	103AC	108AC
514	■		4315S		4235S		4307N	4250B					
ISO No.	314 141	314 141	314 141	314 198	314 198	314 277	314 142	314 546	314 277	314	314 041	314 041	314 041



- 1) Probing cavity
- 2) Depth control of the preparation with instrument FG 4612
- 3) Undercutting preparation without enlargement of the cavity access with instrument FG 4612
- 4) Preparation of the palatal micro cavity with instrument FG 4610
- 5) Palatal opening and preparation of an anterior cavity with instrument FG 4610

Ref. 144				
ISO ø 1/10 mm	007	007	007	015
L mm	2,0	0,7	0,7	0,7
µm	40	40	40	40
514	■ 4612	4199	4699	4610
ISO No.	314 107	314 001	314 697	314 068

Intensiv Modular Veneer Set

Dr. A. Schöler, Biel, Switzerland

Diamond instruments for Veneer preparations

Ceramic veneers are generally seen today as a minimal invasive and long lasting reconstruction form. Tooth preparation defined and restricted to the enamel is a prerequisite for permanent, tooth-friendly veneer placement.

Product description

- 1 ball bur, ISO size 009, 60µm grit, for defining the preparation margins.
- 1 pilot bur S4, for a depth specification of 0.4mm labially.
- 1 tapered bur FG 101 with tip for removing the enamel residue labially.
- 1 torpedo bur FG 4310S in 40µm grit for finishing the preparation margin.
- Flame, egg-shaped, and needle burs in 40 and 15µm grits for finishing and prepolishing the proximal, gingival, and palatal margin area.

Indication

- Preparation of veneers

Benefits

- Maintenance of the recommended penetration depth of 0.4 mm
- Complete bur set for veneer preparations



Intensiv Geneva Prep Set

University of Geneva, Switzerland

Diamond instruments for crown and bridge prosthetic restorations

Burs for classic crown and bridge restorations according to methods developed at the University of Geneva.

Product description

- 1 round and tapered bur FG D16, ISO size 012, head length 7.0mm, 90µm grit for proximal separation.
- 3 round and tapered burs FG 235, 237 and 240, ISO sizes 018, 022, 023, head lengths 8.0 / 10.0 / 11.0mm, 106µm grit for axial and incisal or for occlusal reduction.
- 2 round and tapered burs FG D6 and 235, ISO sizes 016 and 018, head lengths 10.0 and 8.0mm, 106µm grit for interproximal axial reduction. Axial reductions are linked with the preparation of a defined chamfer.
- 1 football bur FG 255, ISO size 023 with 106µm grit designed for palatal reduction.
- 2 tapered burs FG D8GB and FG D7GB, ISO sizes 016 and 025, 50µm grit for finishing abutments.

- 1 bur FG 274GB, ISO size 016, 50µm grit for finishing or cervical chamfer.

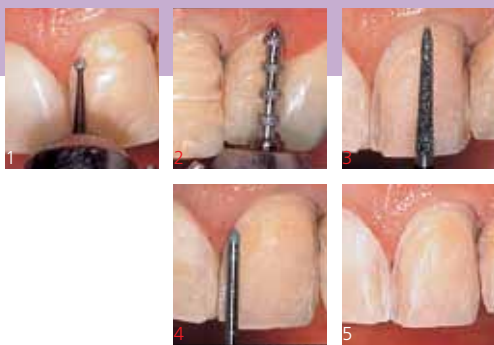
Indication

- Abutment preparation for crowns and bridges

Benefits

- Reduced number of burs for complex preparation procedures
- Method tested by the University of Geneva





- 1) Definition of the cervical preparation margin with instrument FG 200S
- 2) Preparation of the diagnostic grooves with instrument FG S4
- 3) Vestibular reduction with instrument FG 101
- 4) Finishing of the cervical preparation margin with instrument FG 4310S, without changing the labial preparation surface
- 5) Final preparation

Ref. 099										
ISO ø 1/10 mm	009	021	014	011	010	010	029	029	008	007
L mm	—		10.0	2.0	7.0	7.0	5.5	5.5	4.0	4.0
µm	60	106	90	40	40	15	40	15	40	15
524	200S	S4	101							
514	■			4310S	4205L		4259		40D9	
504	■					5205L		5259		50D9
ISO No.	314 001	314 552	314 586	314 536	314 248	314 248	314 277	314 277	314 699	314 699



- 1) Insertion of an interdental wedge cervically and separation with instrument FG D16
- 2) Preparation of diagnostic grooves with instrument FG 237 and axial circular and incisal reduction with instruments FG 235, 237 or 240
- 3) Interproximal axial reduction with instruments FG D6 and 235
- 4) Palatal reduction with instrument Football FG 255
- 5) Finishing of the crown abutment with instruments FG D8GB and D7
- 6) Finishing or incisal contouring as well as cervical chamfer with instrument FG 274GB

Ref. 055									
ISO ø 1/10 mm	012	016	018	022	023	023	016	024	016
L mm	7.0	10.0	8.0	10.0	11.0	5.0	6.0	7.0	3.0
µm	80	106	106	106	106	106	50	50	50
524	D16	D6	235	237	240	255			
514	■						D8GB	D7GB	274GB
ISO No.	314 197	314 199	314 198	314 199	314 199	314 257	314 197	314 197	314 274

Intensiv Cerinlay Set

University of Berlin, Germany

Special diamond instruments for inlay cavity preparations according to methods developed by the University of Berlin

Restorations using ceramic inlays require simple preparations with rounded interior edges and sharp cavity margins without bevelling. The slightly tapered shape and suitable small diameters of these burs make undercut-free cavity preparation possible.

Product description

- 4 tapered burs with rounded edges, ISO sizes 014 and 018, head lengths 6.0 and 8.0mm, in 80µm grit for cavity preparation.
- 4 shape and dimension matching burs in 25µm grit for finishing fracture-free cavity margins.

Indication

- Preparation and finishing of ceramic inlay cavities for premolars and molars

Benefits

- Preparation method clinically tested at the University of Berlin
- Finishing of fracture-free enamel margins
- Split-free marginal integration of inlays



Intensiv Perio Set

Prof. K.H. Rateitschak, University of Basel, Switzerland

Diamond instruments for odontoplasty and mechanical root planing in periodontal treatments

Some important interventions in the treatment of periodontitis include the cleaning and polishing of the root surface. Supragingival and subgingival plaque as well as calculus and superficial endotoxin-containing cementum layers must be thoroughly removed. These are absolute preconditions for the complete healing and regeneration of the periodontal tissue.

Product description

- 12 burs with tapered and flame heads, ISO sizes 012, 014 and 016, in grits 75, 40 and 15µm, with either a short or long neck for each unit. They provide a supplement to the mechanical instrumental treatment of periodontitis.
- The coarse 75µm burs are used only in odontoplasty, for furcation enlargement and narrow root concavities.
- The fine grit 40µm burs are used for debridement of root surfaces. The two shapes enable root cleaning even in morphologically difficult areas.
- The 15µm burs are used for the final planing.

These burs are available only in RA and are used at rotation speeds of 6000 rpm, with reduced pressure application.

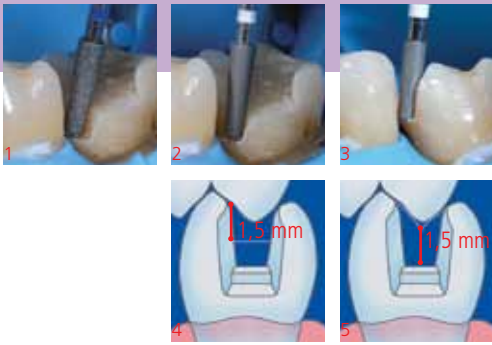
Indications

- Mechanical removal of supragingival and subgingival concretions
- Periodontal surgery (debridement of exposed root surfaces)
- Root planing
- Odontoplasty


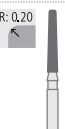



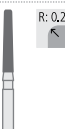


Benefits

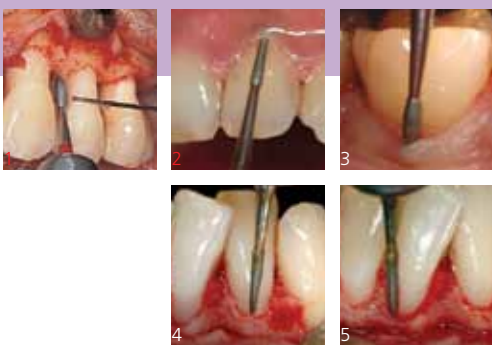
- Homogeneous smooth root surfaces
- Better access to difficult areas (furcations, root concavities, deep periodontal pockets)












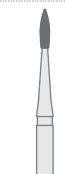
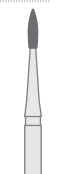



- 1) Ceramic inlay cavity preparation with instrument FG 8526
- 2) Cavity finishing with instrument FG 3526
- 3) Cavity finishing with instrument FG 3525
- 4) Minimum diameter of the ceramic inlay 1.5mm
- 5) Minimum height of the ceramic inlay at the fissure 1.5mm

								
Ref. 011								
ISO ø 1/10 mm	014	014	018	018	013	013	018	018
L mm	6.0	8.0	6.0	8.0	6.0	8.0	6.0	8.0
µm	80	80	80	80	25	25	25	25
524	<input checked="" type="checkbox"/>							
514	<input type="checkbox"/>							
ISO No.	314 545	314 546	314 545	314 546	314 545	314 546	314 545	314 546



- 1) Root planing in open treatment with instrument RA 740
- 2) Removal of subgingival concretions in closed treatment with instrument RA 415
- 3) Removal of subgingival concretions and plaque in posterior tooth with instrument RA 740
- 4) Root planing in open treatment with instrument RA 515
- 5) Root planing in open treatment with instrument RA 540

												
Ref. 045												
ISO ø 1/10 mm	014	013	012	016	014	014	014	013	012	016	014	014
L mm	7.0	7.0	7.0	5.0	5.0	5.0	7.0	7.0	7.0	5.0	5.0	5.0
µm	75	40	15	75	40	15	75	40	15	75	40	15
524	<input checked="" type="checkbox"/>											
514	<input checked="" type="checkbox"/>											
504	<input checked="" type="checkbox"/>											
ISO No.	204 268	204 268	204 268	204 259	204 259	204 259	204 267	204 267	204 267	204 258	204 258	204 258
Red = in RA only												

Intensiv Composhape Set 1

University of Zurich, Switzerland

Diamond instruments in extra fine grits for contouring and finishing composite fillings

Contouring and finishing of composite fillings is an important step in restorative dentistry. Tooth substance must be preserved and enamel and filling fractures avoided to prevent infiltrations and secondary caries.

Product description

- 3 flame burs, ISO sizes 010 / 012 and 014; 1 football bur, ISO size 021, and 2 ball burs, ISO sizes 017 and 024 in 40µm grit for non-destructive finishing of fissures and filling margins of anterior and posterior composite fillings.
- Shape and dimension matching burs in 15µm grit for finishing enamel margins in adhesive preparations, finishing fissure and extended fissure sealings.

Indications

Contouring and finishing of:

- Composite fillings in anterior and posterior teeth
- Extended fissure sealings with flowable composites
- Enamel margins in adhesive preparation (15µm)

Benefits

- Significant reduction of enamel and filling margin fractures
- Smooth filling surfaces ideally prepared for the high gloss polishing
- Clinically tested by the University of Zurich



Intensiv Composhape Set Anterior & Posterior

University of Zurich, Switzerland

Diamond instruments in extra fine grits for finishing composite fillings, according to the demands on posterior fillings

Finishing of adhesive restorations must be non-destructive and tooth surfaces must be carefully prepared for the final polishing. Use of these burs preserves far more tooth substance than that obtained with conventional finishing burs. Fractures of enamel and composite margins are significantly less common. A greater amount of perfect margins is therefore produced.

Product description

- 2 flame burs, short and long, ISO sizes 014 and 012, 40µm grit for fissure finishing.
- 1 inverted cone, ISO size 013, 40µm grit with rounded edges for contouring of fissures with adjacent cups.
- 1 football bur, ISO size 021 and 1 ball bur, ISO size 017, 40µm grit for special contouring of occlusal and palatal filling surfaces.
- Shape and dimension matching burs in 15µm grit for finishing and prepolishing of tooth-coloured restorations.

Indications

Finishing of:

- Composite fillings in anterior and posterior teeth
- Composite and ceramic inlays and veneers
- Extended fissure sealings with flowable composites
- Enamel margins in adhesive preparations

Benefits

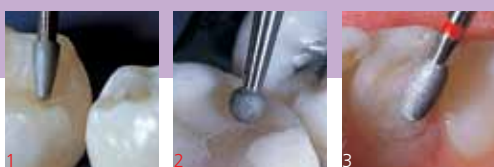
- Significant reduction of enamel and filling margin fractures
- Perfectly smooth filling surfaces ideally prepared for the gloss polishing
- Tested clinically by the University of Zurich





- 1) Proximal and subgingival finishing with instrument FG 4062
- 2) Finishing of occlusal filling surfaces with instrument FG 4255
- 3) Finishing of the filling margin with instrument FG 4205
- 4) Finishing of central fissures with instrument FG 4201

Ref. 015													
ISO ø 1/10 mm	012	010	014	021	017	024	012	010	014	021	017	024	
L mm	5.0	7.0	6.0	5.0	—	—	5.0	7.0	6.0	5.0	—	—	
µm	40	40	40	40	40	40	15	15	15	15	15	15	
514	■	4205	4205L	4062	4255	4201	4400						
504	■							5205	5205L	5062	5255	5201	5400
ISO No.	314 247	314 248	314 297	314 257	314 001	314 001	314 247	314 248	314 297	314 257	314 001	314 001	
Red = also in RA													



- 1) Finishing of the fissures with instrument FG 5274
- 2) Finishing of the occlusal filling surfaces with instrument FG 4201
- 3) Finishing of the palatal filling surfaces with instrument FG 4250

Ref. 018													
ISO ø 1/10 mm	016	014	012	013	021	017	016	014	012	012	021	017	
L mm	10.0	3.0	5.0	4.5	5.0	—	10.0	3.0	5.0	4.5	5.0	—	
µm	40	40	40	40	40	40	15	15	15	15	15	15	
514	■	4236	4274	4205	4223	4250	4201						
504	■							5236	5274	5205	5223	5250	5201
ISO No.	314 199	314 274	314 247	314 234	314 277	314 001	314 199	314 274	314 247	314 234	314 277	314 001	
Red = also in RA													

Oscillating Files and Strips & Intensiv Swingle

Clinically tested by the Universities of Zurich and Bern, Switzerland

In case of abutments and cavities preparation, as well as restoration materials finishing, the most utilized system in the dental office is based on rotating instruments use; there are, however, precise limits within which a rotating instrument cannot be used, functions limitedly or is potentially dangerous due to limited control. In all of these cases it is appropriate to accompany the use of rotating instruments with complimentary systems that reduce the risk of potential iatrogenic injury, improving the quality of the surfaces being worked on. The principle of the oscillating file is based on the transformation of a rotating motion into a reciprocal movement obtained through appropriate hand piece.

The new contra-angle Intensiv Swingle

For the use of oscillating files and strips. The contra-angle Intensiv Swingle has 2 functions in conjunction: free moving position for the use of diamond coated files like Intensiv Proxoshape and fixed position for the use of diamond coated strips like Intensiv Ortho-Strips. **A simple to move toggle switch at the contra-angle head permits to choose between free moving or fixed position of the files.** The contra-angle head is of small size to allow a proper view on the operating field. The ergonomic design of the contra-angle results in a good grip and allows a well-directed positioning to the operating field.

Product description

- Contra-angle with integrated water spray and light
- Stroke 0.9 mm; 20.000 oscillating movement with 40.000 rpm
- With toggle switch to choose free moving or fixed position of files
- 12 different positions on 360°
- File ejector and cleaning needle (water spray canals) are included in delivery

Indications

- Use with oscillating files for precise minimal invasive finish of preparations
- Use with oscillating strips for interproximal enamel reduction (during IPS procedures in orthodontics)

Benefits

- 2 applications with 1 contra-angle only, free moving or fixed position of oscillating files
- Extensive view on the operating field due to small size contra-angle head and light
- 20.000 oscillating strokes per minute for better cutting and polishing efficiency



2 functions with 1 contra-angle only

Application with light



Clinical pictures:

5-6) Dr. Alessandro Devigus, Bülach, Switzerland



1:1



Clinical pictures:

1-2) Dr. Simona Giani, Varese, Italy

3-4) Dr. Francesco Garino, Turin, Italy

1) Interproximal finishing with Intensiv Swingle and Intensiv Proxoshape PS2 2) Finishing of vestibular surface with Intensiv Proxoshape 3) Application in Orthodontics during stripping with Intensiv Ortho-Strips OS90 and Intensiv Swingle 4) Calibrated and efficient removal of enamel with Intensiv Ortho-Strips and Intensiv Swingle

Starter Kit Restorations

Intensiv Swingle
Ref. WG-69 LT Cons
W&H Synea,
with light



Contra-Angle, Ref. WG-69 LT *
Ejector, Ref. 053
Spray canal cleaner needle, Ref. 054
+ Intensiv Proxoshape, Ref. PS1, 1 pcs
+ Intensiv Proxoshape, Ref. PS2, 1 pcs
+ Intensiv Proxoshape, Ref. PS3, 1 pcs
* Contra-Angle without light: WG-69 A

Starter Kit Orthodontics

Intensiv Swingle
Ref. WG-69 LT Ortho
W&H Synea,
with light



Contra-Angle, Ref. WG-69 LT *
Ejector, Ref. 053
Spray canal cleaner needle, Ref. 054
+ Intensiv Ortho-Strips, Ref. OS90, 1 pcs
+ Intensiv Ortho-Strips, Ref. OS40, 1 pcs
+ Intensiv Ortho-Strips, Ref. OS15, 1 pcs
* Contra-Angle without light: WG-69 A

Intensiv Proxoshape

Universities of Zurich and Bern, Switzerland

Oscillating diamond-coated files for the removal of overhangs and finishing of proximal filling surfaces

Optimally adapted and polished proximal filling surfaces or crown margins are a prerequisite for health maintenance of the periodontium and prevention of secondary caries. Proxoshape meets the requirements for precise finishing of the filling surfaces and margins and prepares them for final polishing.

Product description

- 4 files for precise adaptation to tooth shape, one-sided diamond-coating along the entire head length, 4 different grits (125, 90, 40 and 15µm).
- 3 files with extended working area (grits 90, 40 and 15µm)
- 2 narrow files, 40 and 15µm grits.
- 1 distal diamond-coated file in 15µm grit, special file PS3G for polishing root surfaces with difficult access.

To be used in combination with Intensiv Swingle, WG-69 LT Cons (with light)

Indications

- Removal of:
Filling and cement overhangs
- Finishing and trimming of:
proximal crown margins in gold or ceramic
- Contouring and finishing of:
proximal restoration surfaces

Benefits

- Easier access to the interdental space
- No iatrogenic damage to adjacent teeth
- Prevention of surface wave generation caused by rotating burs



Intensiv Proxoshape Flexible

Clinically tested by the University of Zurich, Switzerland

Oscillating diamond-coated file for the removal of excess material and contouring of restored proximal surfaces

The contouring in aesthetic restorations in proximal zones is necessary to achieve an ideal morphology of the restoration. Appropriate instruments are required, which adapt perfectly to restoration surfaces while avoiding iatrogenic damage to adjacent tooth. The Intensiv Proxoshape Flexible file is, due to its minimal file thickness of 0.1mm, so thin that difficult to access interdental spaces can be treated.

Intensiv Proxoshape Flexible allows easier access to the interdental space. In addition, the thin file is sufficiently flexible to adapt to the partially concave surfaces.

Product description

- 3 single-sided diamond files in 60µm (brown), 40µm (red) and 15µm (yellow)
- 2 file lengths: 8.5mm and 11mm
- Minimal file thickness 0.1mm
- Sterilizable

To be used in combination with Intensiv Swingle, WG-69 LT Cons (with light)

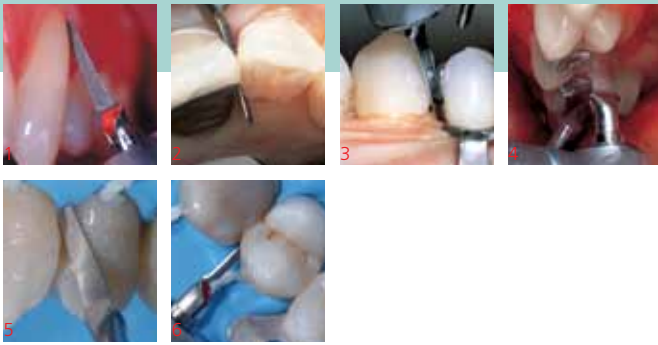
Indications

- Finishing and polishing of aesthetic restorations with difficult to access proximal areas
- Excess (filling-cements, overhangs) removal on restoration surfaces

Benefits

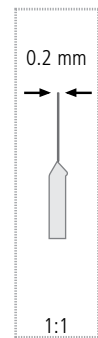
- Simplified access to the interdental space
- Improved adjustment to the proximal filling morphology
- No iatrogenic damage to adjacent tooth due to one side diamond-coating
- Prevention of irregular surface waves created by use of rotating instruments





- 1) Finishing of the cervical filling margin with instrument PS2L
- 2) Finishing of proximal composite filling with instrument PS2
- 3) Removal of proximal filling excesses of amalgam restorations with instrument PS1
- 4) Removal of proximal filling excesses of amalgam restoration with instrument PS1 (buccal perspective)
- 5) Finishing of the filling in the proximal area with file PS2
- 6) Contouring of the surface below the restored contact point without damaging the adjacent tooth with file PS3

L mm	8.5	8.5	8.5	8.5	11.0	11.0	11.0	8.5	8.5	3
µm	125	90	40	15	90	40	15	40	15	15
524		PS1			PS1L					
534	■	PS0								
514	■		PS2			PS2L		PS2S		
504	■			PS3			PS3L		PS3S	PS3G

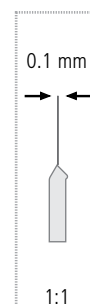


New



- 1-3) Clinical pictures:
University of Zurich, Switzerland

Ref. 110						
L mm	8.5	8.5	8.5	11.0	11.0	11.0
µm	60	40	15	60	40	15
514	■	PSF60		PSF60L		
514	■		PSF40		PSF40L	
504	■			PSF15		PSF15L



Intensiv Bevelshape

University of Bern, Switzerland

Oscillating diamond files for perfect bevelled edges and preparation margins

A key factor for an ideal cavity preparation for composite fillings, gold inlays and overlays is a precise margin beveling with sharp edges. In the case of prosthetic restorations, the margin finishing of shoulder preparations and the beveling of chamfer preparations are decisive for the quality of the result. The single-side diamond coating helps to prevent iatrogenic damage to adjacent teeth and injury to periodontal tissue.



Product description

- Axially curved files with distally bent ends
- 3 files diamond-coated over the entire convex working length in grits 40 μ m / 25 μ m / 15 μ m
- 3 files diamond-coated over the convex distal end only in grits 40 μ m / 25 μ m / 15 μ m

To be used in combination with Intensiv Swingle, WG-69 LT Cons (with light)

Indications

- Margin beveling for
 - Anterior composites
 - Composite slots
 - Inlays and onlays
- Margin finishing in veneer preparations
- Crown preparations
 - Margin finishing in chamfer preparation
 - Beveling in shoulder preparation

Benefits

- Perfectly polished and clearly outlined profiles with perfect sharp cut edges
- No microfractures and no unforeseen chipping of dental enamel prisms
- Prevention of enamel defects and grooves on the preparation margin
- No iatrogenic damages to adjacent teeth

Intensiv Rootshape

University of Bern, Switzerland

Oscillating diamond-coated files for tissue-sparing root planing

Checking for and removal of soft microbiological plaque, concretions, and filling excesses on the root surface are considered today the essential aspect of the periodontal therapy. The Rootshape files are ideal tools for this type of treatment.



Product description

- Flexible files in two different lengths (11 and 16mm) with spoon-shaped working ends that are diamond coated on their convex side.
- Grits: 40, 15, and 4 μ m

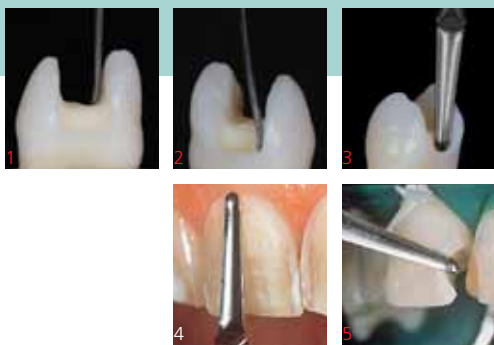
To be used in combination with Intensiv Swingle, WG-69 LT (with light)

Indications

- Supragingival and subgingival plaque removal
- Root planing
- Odontoplasty

Benefits

- Easy access to morphologically difficult areas
- Superior tactile detection of deposits and excesses
- Controlled pressure application thanks to flexible files



1+2) Perfect adaptation of the file to the cavity wall and ground 3) The file allows the bevelling of a cervical shoulder, as well 4) Margin finishing in veneer preparation with BS40 or BS40T 5) Margin bevelling in class IV restorations

Ref. 103										
µm		40	25	15		40	25	15		
514	■	BS40				BS40T				
514	□		BS25				BS25T			
504	■			BS15				BS15T		
		Bevelshape whole length on one side diamond-coated, axially and distally bent					Bevelshape distally diamond-coated (for crown preparations), axially and distally bent			



1) Ideal adaptation of the convex working part to the concave natural root surfaces 2) The length and shape of the file allow the treatment in areas which are morphologically of difficult access 3) The shape of the file ideally adapts to the root surface

Ref. 109									
L mm		11.0	11.0	11.0		16.0	16.0	16.0	
µm		40	15	4		40	15	4	
514	■	RS40				RS40L			
504	■		RS15				RS15L		
484	■			RS4				RS4L	

Intensiv Ortho-Strips System

University of Zurich, Switzerland

Oscillating diamond strips for the bilateral interdental reduction of the tooth size in orthodontics (stripping)

When opening the interdental space and reducing, finishing and polishing enamel in orthodontics, care must be taken to avoid grooves and scratches. It is also important to proceed systematically, following a coarse-to-fine sequence in selecting grits. Unlike manual strips, the Ortho-Strips System provides rapid, controlled enamel reduction followed by polishing without unnecessary removal of healthy tooth substance.

Product description

- Flexible strips, diamond coated on both sides
- 5 different grits: 90µm used as a saw for opening the interdental contact points; 60, 40, 25 and 15µm files for reduction, contouring, finishing and polishing
- Available in 2 sets 060A (90, 40, 25, 15µm) and 060B (60, 40, 25, 15µm) and as single units

To be used in combination with Intensiv Swingle, WG-69 LT Ortho (with light)

Indications

- Opening of the interdental contact points
- Widening of the interdental spaces in orthodontics by bilateral tooth size reduction
- Elimination of minor crowding and treatment finishing in orthodontics
- Bilateral proximal enamel polishing

Benefits

- Efficient opening of the interdental contact points
- Rapid and controlled reduction of the enamel*
- Proximal contouring, finishing and polishing of both adjacent teeth in a single procedure
- No injuries to patient (lips) or dentist (fingers)

(* Intensiv IPR-DistanceControl, see pages 66-67)



Intensiv Ortho-Strips One-Sided

University of Zurich, Switzerland

Oscillating diamond strips for the monolateral interdental reduction of the tooth size and the proximal polishing in orthodontics (stripping)

When reducing, finishing and polishing enamel in orthodontics (stripping), care must be taken to avoid grooves and scratches. It is also important to proceed systematically, following a coarse-to-fine sequence in selecting grits. Unlike manual strips, the Ortho-Strips One-sided provide rapid, controlled enamel reduction followed by polishing without unnecessary removal of healthy tooth substance and leaving the adjacent teeth intact.

Product description

- Flexible strips, one-sided diamond coating.
- 3 different grits: 40, 25 and 15µm files for reduction, contouring, finishing and polishing.
- Left ("L") and right ("R") versions for mesial and distal in the upper and lower jaw.

To be used in combination with Intensiv Swingle, WG-69 LT Ortho (with light)

Indications

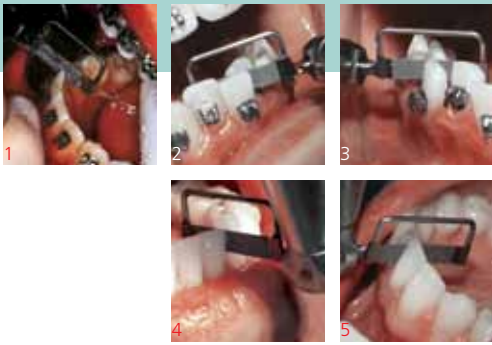
- Opening and enlargement of the interdental spaces in orthodontics without iatrogenic damage to adjacent teeth
- One-sided proximal contouring, finishing, and polishing

Benefits

- Preservation of healthy tooth substance in the adjacent teeth
- Rapid controlled reduction of the enamel*
- No injuries to patient (lips) or dentist (fingers)

(* Intensiv IPR-DistanceControl, see pages 66-67)

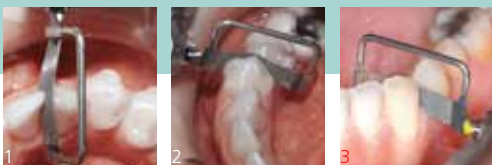




- 1) Opening of the interdental area with OS90
- 2) Bilateral enamel reduction with OS40
- 3) Controlled enamel reduction with OS25
- 4) Finishing and prepolishing mesially with OS15
- 5) Finishing and prepolishing distally with OS15

Ref. 060A				
µm	90	40	25	15
524	OS90			
514		OS40		
514			OS25	
504				OS15
	Separating	Contouring	Finishing	Pre-polishing
Diamond-coated on both sides				

Ref. 060B				
µm	60	40	25	15
514	OS60			
514		OS40		
514			OS25	
504				OS15
	Reduction	Contouring	Finishing	Pre-polishing
Diamond-coated on both sides				



- 1) Finishing of a canine mesially with OS25L
- 2) Finishing of a premolar distally with OS25R
- 3) Prepolishing of a canine distally with OS15L

Ref. 064						
	Left			Right		
µm	40	25	15	40	25	15
514	OS40L			OS40R		
514		OS25L		OS25R		
504			OS15L			OS15R
	Contouring	Finishing	Pre-polishing	Contouring	Finishing	Pre-polishing
Diamond-coated on one side						

Singly available

Left	
Ref. OS60L	
µm	60
514	OS60L

Right	
Ref. OS60R	
µm	60
514	OS60R

Intensiv ApproxOpener

Clinically tested by Dr. Consuelo Damiano, Dr. Valentina Amateis, Milan, Italy

Manual and serrated metal strip for opening of tight contact points between teeth and for removal of coronal excess of adhesive aesthetic restoration

Orthodontic treatments which require the reduction of tooth mesial/distal dimensions - so-called stripping - the contact points in crooked tooth position are often extremely tight. An adequate stripping method foresees the opening of the tight contact points.

The defined removal of tooth tissue serves to create the necessary space to move the teeth into a harmonious and correct position.

Within the adhesive indirect restoration, material excess may emerge at coronal level.

The removal of emerged adhesive material is necessary to ensure the long life of the restoration.

Product description

- Manual metal strip clamped into a small metal bow; in 3 versions
- Serrated, thickness 0.08mm
- Serrated and one-sided diamond coating (8µm), thickness approx. 0.09mm
- Serrated and double-sided diamond coating (8µm), thickness approx. 0.10mm
- Height of strip: 4mm
- Length of strip: 20mm
- Total height of the instrument: 18mm
- Total length of the instrument: 27.5mm
- Stainless steel
- Sterilizable

Indications

- Manual interproximal opening of tight contact points in orthodontic treatments (stripping)
- Removal of emerged adhesive material in the coronal area

Benefits

- Introduction of the strip between the contact points without friction thanks to the ultra-fine grain and serrated strip border
- Approximal opening for application of the stripping method
- Secure strip movement thanks to tension of the strip in the bow
- Removal of emerged adhesive material without scratches thanks to non-diamond coated version



Intensiv IPR-DistanceControl

Clinically tested by Dr. Consuelo Damiano, Milan, Italy

Manual stainless steel instrument for the measurement and control of tooth distances heated during IPR protocols

During orthodontic treatments using the interproximal stripping process, predefined and measured interdental spaces must be created.

With the stripping method, measurable and calibrated spaces are created through the removal of dental tissue in order to obtain exactly the space necessary for the movement of teeth into a harmonious and correct position.

Product description

- The Intensiv IPR (InterProximalReduction)-DistanceControl is a manual measuring instrument made of stainless steel
- It consists of an eight-part instrument set made of stainless steel with handle
- Thicknesses: 0.10mm, 0.15mm, 0.20mm, 0.25mm, 0.30mm, 0.40mm, 0.50mm, 1.0mm
- The thickness indication is marked on each instrument
- Height of measuring section: 4mm
- Length of measuring section: 40mm
- Total length of the instrument: 50mm
- Removable plastic rivet to secure the 8 instruments
- Sterilizable (except plastic rivet), multiple use

Indications

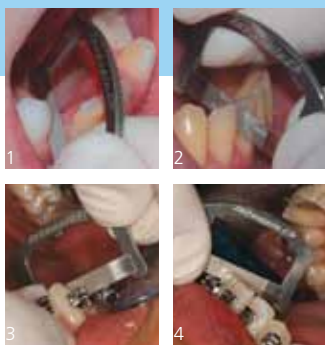
- Stripping in orthodontic treatments

Benefits

- Durable stainless steel
- Secure application due to the handle
- Variable application of the eight instruments, individually or fixed together
- Precise measurement of distances thanks to the calibrated millimetre scale
- Large number of measurable distances, thanks to the combination of 8 instruments
- Easy reading of the gauge dimension



New



1-2) Clinical pictures:
Dr. Consuelo Damiano, Milan, Italy
3-4) Clinical pictures:
Francesco Garino, Turin, Italy

Serrated



Ref. AO2018/3
Intensiv ApproxOpener

Serrated,
double-sided
8µm diamond
coating



Ref. AO2018DS/3
Intensiv ApproxOpener Double Sided

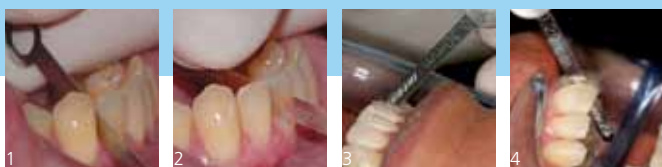
Serrated,
one-sided
8µm diamond
coating



Ref. AO2018OS/3
Intensiv ApproxOpener One Sided

1:1

New



Clinical pictures:
Dr. Francesco Garino, Turin, Italy

Available as set

1:1



Ref. IPR-DC Set

Available as single pieces



Ref. IPR-DC010/3, thickness 0.10 mm
Ref. IPR-DC015/3, thickness 0.15 mm
Ref. IPR-DC020/3, thickness 0.20 mm
Ref. IPR-DC025/3, thickness 0.25 mm
Ref. IPR-DC030/3, thickness 0.30 mm
Ref. IPR-DC040/3, thickness 0.40 mm
Ref. IPR-DC050/3, thickness 0.50 mm
Ref. IPR-DC100/3, thickness 1.00 mm

Intensiv ProxoStrip and Intensiv ProxoStrip Plus Pat. 699 819

Scientifically tested by the University of Ancona, Italy

A unique, diamond-coated metal strip with grips for the final polishing of proximal surfaces

Intensiv ProxoStrip is a unique double diamond-coated metal strip with two working areas with a grit of 40µm (red) and 15µm (yellow) respectively and perforated strip ends for a secure and ergonomic grip. The total length of the strips (80mm) enables simplified finger support (hypomochlion) during treatment. The 2.5mm height of the strip as well as the free zone between the working areas preserve the existing contact point.

Product description

- A metal strip, diamond-coated on one side, with two working areas of different grit sizes: 40µm (red) and 15µm (yellow)
- Intensiv ProxoStrip: Grip secure strip ends, perforated and ergonomically designed
- Intensiv ProxoStrip Plus: Grips in sterilizable plastic, opposite white part = non-diamond coated surface of the strip
- Height: 2.5mm
- Total length: 80mm
- Thickness: 0.05mm
- Sterilizable, reusable

Indications

- Finishing and polishing of fillings and crown borders in proximal areas
- Removal of excess material and overhangs in filling surfaces and crown borders
- Beveling in adhesive restorations in the proximal cervical areas

Benefits

- Finishing and polishing in one process
- Ergonomic grip for simple, safe use
- Short strip for improved finger support while stripping
- Clinically perfectly polished proximal surfaces
- No injuries to patient (lips) or dentist (fingers)



Intensiv ProxoPolish Pat. 699 819

Clinically tested by the University of Zurich, Switzerland

The only in two grit sizes one sided diamond-coated metal strip with ergonomic handles for efficient stain removal and manual polishing of proximal surfaces

The manual stain removal can be delicate and difficult to control. Polished surfaces in proximal areas contribute significantly to avoid plaque-accumulation and support patient-prophylaxis. In addition, stain removal meets the patients aesthetic requirements.

The Intensiv ProxoPolish metal strip is one side diamond coated with

2 grit sizes 15µm (yellow) and 8µm (orange). Efficient and controlled stain removal and gloss polishing of proximal surfaces is offered thanks to its ultra-fine grit sizes and strip dimensions while maintaining the tooth anatomy.

Product description

- One sided diamond-coated in two grit sizes: 15µm (yellow) and 8µm (orange)
- The 2.5mm height of the strip allows secure stripping below the contact point
- The diamond-free zone between the diamond coated surfaces provides a non-destructive contact point passage
- Sterilizable

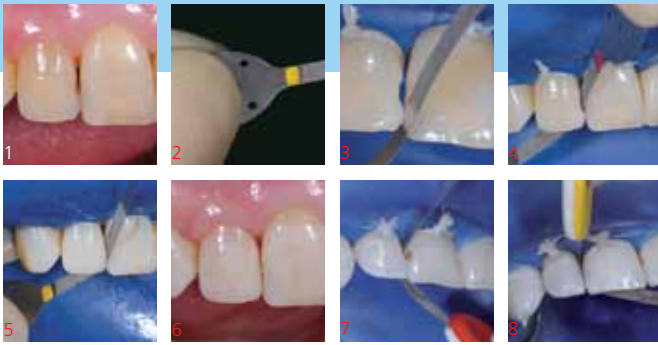
Indications

- Stain removal in proximal areas
- Gloss polishing in proximal areas
- To complete the professional dental hygiene in the proximal zone

Benefits

- Efficient manual cleaning and polishing in one treatment process with the same instrument
- Ergonomic strip handles and short strip for simple and easy use
- No injury risk of soft tissue (lip cutting)
- Reusable





- 1) Initial view of the clinical case
- 2) Perforated strip ends for a secure and ergonomic grip
- 3) The uncoated zone allows the introduction of the strip in tight proximal areas, as well
- 4) For the beveling both the red and the yellow working part can be used
- 5) The yellow working part is well-suited for a clinically perfectly polished proximal surface without impairing the contact point
- 6) Final treatment/result
- 7-8) Usage of Intensiv ProxoStrip Plus

Clinical pictures:

1-8) Dr. Alessandro Devigus, Bülach, Switzerland

Intensiv ProxoStrip

1:1



Ref. PX 4015/6
Package of 6 Strips
Ref. PX 4015/12
Package of 12 Strips

Intensiv ProxoStrip Plus

1:1



Ref. PXP 4015/6
Package of 6 Strips
Ref. PXP 4015/12
Package of 12 Strips



Clinical pictures:

Dr. Simona Gianì, Varese, Italy

Intensiv ProxoPolish

1:1



Ref. PXPO 1508/6
Package of 6 Strips

Intensiv ProxoContour Pat. 699 819

Clinically tested by the University of Zurich, Switzerland

The only in two grit sizes one sided diamond-coated metal strip with ergonomic handles for contouring and finishing of proximal aesthetic restoration surfaces

The contouring of fillings in aesthetic restorations in difficult to access proximal zones is necessary in some cases to achieve ideal proximal morphology of the restoration. The Intensiv ProxoContour metal strip with its grit sizes and dimensions is ideal for these specific indications and provides modeling of the proximal surfaces according to specifications. Subsequently, the finishing of rough surfaces is essential in order to prepare for final surface polishing.

After finishing, ideally use ProxoPolish for final polishing of proximal surfaces.

Product description

- One sided diamond-coated grit sizes: 60µm (brown) for contouring and 40µm (red) for finishing
- The 2.5mm height of the strip allows secure stripping below the contact point
- The diamond-free zone between the diamond-coated surfaces provides a non-destructive contact zone
- Sterilizable

Indications

- Contouring and finishing of aesthetic tooth fillings in the proximal area
- Removal of excess material and contour on proximal restoration surfaces

Benefits

- Efficient manual contouring of the proximal filling morphology
- Finishing of the roughened surfaces in one process
- Short strip for improved finger support during treatment
- No injury risk of soft tissue (lip cutting)
- Reusable



Intensiv ProxoContour Coarse Pat. 699 819

Clinically tested by the University of Zurich, Switzerland

Diamond coated and perforated metal strip with ergonomic grips, for modeling and finishing

During creation of pronounced direct and indirect adhesive restorations undesirable material excess on approximal surfaces and margins could occur. Material excess must necessarily be removed to ensure the stability of the restoration itself and its long term clinical success.

Product description

- One sided diamond-coated grit sizes: 80µm (blue) for contouring and 40µm (red) for finishing
- Perforated with three row of holes
- The 2.5mm height of the strip allows secure stripping below the contact point
- The diamond-free zone between the diamond-coated surfaces provides a non-destructive contact zone
- Sterilizable

Indications

- Removal of marginal material excess of direct and indirect esthetic reconstructions
- Contouring and finishing of specific excess of pronounced aesthetic adhesive restorations

Benefits

- Friction-free application due to perforation of the diamond coated strip part
- Fast and efficient removal of excess material due to the coarse grain size
- 2 grips for improved manual handling during treatment





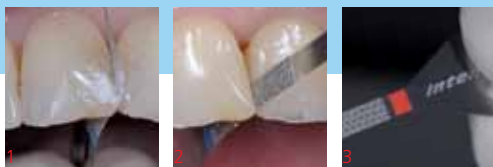
Clinical pictures:
Dr. S. Giani, Varese, Italy

Intensiv ProxoContour

1:1



Ref. PXC 6040/6
Package of 6 Strips

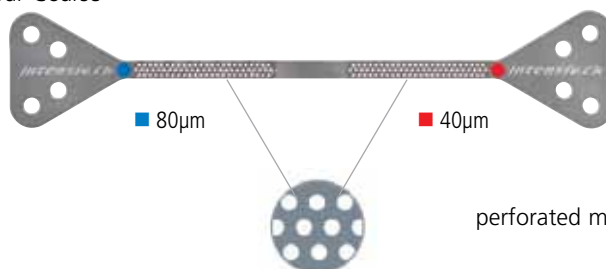


Clinical pictures:
Dr. A. Devigus, Bülach, Switzerland

New

Intensiv ProxoContour Coarse

1:1



Ref. PXCC 8040/6
Package of 6 Strips

Intensiv UniglossCellbrush

Pat.Pend.EP10405114

Clinically tested and scientifically approved by the University of Zurich, Switzerland

Application without paste!

Never achieved high gloss and completely smooth surfaces of aesthetic restorations with polishing brushes due to new diamond-filled from hard to soft variable cellulose-filaments

The Intensiv UniglossCellbrush is a unique diamond-filled high-gloss polishing instrument made of cellulose-filaments which through water absorption change from hard to ultra soft and are thus atraumatic to the gingiva and vibration-free in use. The soft filaments fully adapt to the

surface morphology of aesthetic restoration, the replica of the tooth anatomy achieved through finishing treatment remains intact and an unprecedented high-gloss is created with the polishing brushes.

Product description

- Polishing instrument with cellulose-filaments highly filled with ultra-fine diamond particles
- Cellulose-filaments varying from hard to ultra soft through water absorption
- Autoclavable instrument before first use
- Single use is recommended (water and debris absorption, deformation)

Indications

- Final high-gloss polishing of all aesthetic restorations
- Maintenance of existing restorations

Benefits

- Totally atraumatic to gingiva
- Ultra soft filaments fully adapt to the tooth morphology
- Replica of the tooth anatomy (macro-morphology) achieved through finishing treatment remains intact
- Scientifically proven improved high gloss and smoother surfaces compared to currently available results with polishing brush application
- Application without paste



Intensiv UniglossPaste

Clinically tested and scientifically approved by the University of Zurich, Switzerland

One step universal extra fine grit diamond paste with uniquely surface adapted micro grain for high gloss shining of all aesthetical restorations

Perfectly smooth and shiny surfaces of fillings and restorative prosthesis treatment continue to be the essential requirement for all long lasting oral restorations as well as the general improvement of aesthetical considerations: Intensiv UniglossPaste, thanks to its special formula of micro grit diamond with all its specific features, represents the ideal universal product for the finishing of aesthetical restorations.

Product description

- Polishing paste with a significant proportion of ultrafine granulated natural diamonds, in its composition adapted to the surface roughness of aesthetical restorations
- The selected mixture of the diamond grits represents the first range of the ultra fine diamond granulate
- The composition of Intensiv UniglossPaste contains specific substances which guarantee a thixotropic effect
- Blue paste without any odour nor taste

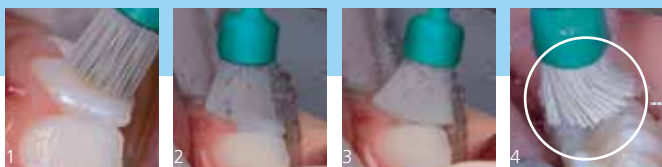
Indications

- Final polishing and high gloss shining for the surfaces of all aesthetic dental materials
- Maintenance of existing aesthetic restorations

Benefits

- Can be used with either standard nylon bristle junior cup brush or Prophylaxis rubber cup – without splattering
- Fast high gloss polishing in 15 seconds only
- Surface roughness of treated surface similar to that of natural enamel
- Only one paste for treatment of all aesthetic dental materials
- Scientifically proven and clinically tested results



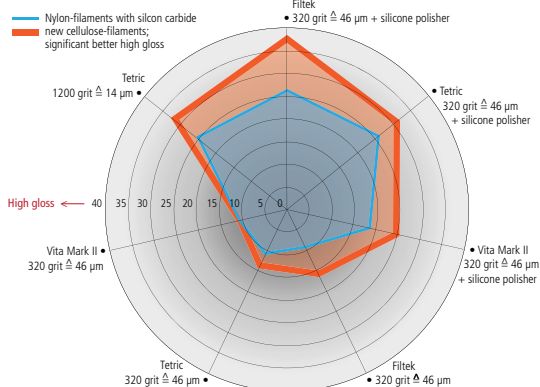


Application without paste!

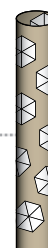
- 1) Prepolishing with hard filaments
- 2) The cellulose-filaments change through water absorption from hard to soft
- 3) UniglossCellbrush, gloss with soft filaments
- 4) Adaptive to convex tooth-morphology, low vibration

Clinical pictures: Dr. S. Giani, Varese, Italy /
Dr. A. Devigus, Bülach, Switzerland

Gloss [Glossunits]

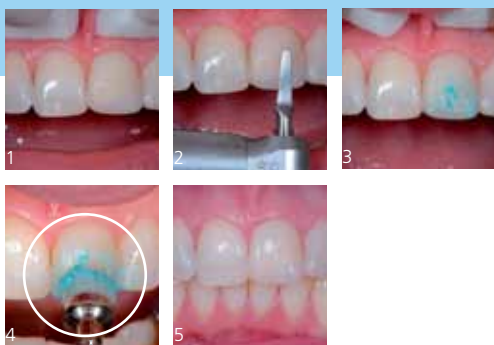


The scientific study of the University of Zurich, Switzerland demonstrates a higher polishing performance (graphic) and less roughness than reached with comparable instruments. Application right after the 15 μ m abrasive diamond instruments on composite proves significant better results.



**Absolutely atraumatic!
No gingival injury.**

Filaments filled with ultra-fine diamond!



- 1) Initial situation
- 2) Labial surface finishing with Proxoshape PS3
- 3) Polishing paste UniglossPaste well visible
- 4) Final polishing without splattering
- 5) High gloss shining after only 15 seconds

Clinical pictures: Dr. S. Giani, Varese, Italy

Application with either standard nylon bristle junior cup brush!



Ref. 2500: Syringe of 2.5g



1:1

Ref. 2500

Intensiv MarginFinisher

University of Geneva, Switzerland

Diamond-coated hand instruments for the finishing of cavity margins

Carefully finished cavity margins have a considerable influence on the life-span and aesthetic appearance of tooth-coloured restorations. With the help of the diamond-coated hand instruments the margins are evenly levelled. Irregularities such as loosened enamel rods are removed.

Indication

- Manual finishing of all cavity margins

Benefits

- The use of hand instruments ensures full tactile sensitivity
- The power transmission takes place maintaining a stable balance without disturbing torques, thus ensuring fatigue-proof working

- The instruments are applied in perpendicular direction to the cavity margins, as the geometry of the diamond-coated working ends of the instruments conforms to the intended edge angle
- (Red) surface without diamond-coating on the instrument working end allows for a guided application while using the neighbouring tooth as supportive structure

Intensiv PerioDiaCurette

Scientifically approved by the University of Bern, Switzerland

Diamond-coated periodontal curettes for homogeneous, structured root surfaces in periodontal therapy

Depuration and polishing of root surfaces remains a central focus of periodontal therapy. Under unfavourable morphological conditions (root grooves, root concavities, furcations), this objective is difficult to achieve by use of standard instruments. Diamond-coated curettes with their incomparable tactile sensitivity of hand instruments allow for a highly improved treatment in the above-mentioned situations.

Indication

- Final root planing in periodontal therapy under unfavourable morphological conditions

Benefits

- The use of hand instruments ensures full tactile sensitivity
- The universal curette is particularly suitable in case of concavities and grooves on the root surfaces

- Complete planing of the root surfaces up to homogeneity

*«In vitro evaluation of surface roughness, adhesion of periodontal ligament fibroblasts, and Streptococcus gordonii following root instrumentation with Gracey curettes and subsequent polishing with diamond-coated curettes»**

* Sigrun Eick, Philip Bender, Simon Flury, Adrian Lussi, Anton Sculean, Universität Bern

Intensiv DiaTweezer

Tweezers with diamond-coated tips. Polished and matt surface

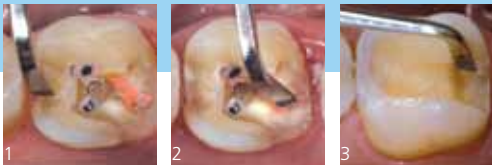
Gripping and secure holding of small instruments, pivots, tissue residues or tooth components such as root fragments often represent a challenge to dentists due to slippery conditions. Diamond-coated tweezer tips with their firm gripping power meet such challenging requirements.

Indications

- For taking up and transferring metal pivots of any kind, bone and root fragments, workpieces and small instruments as well as tissue residues
- Internal gripping of crowns, telescopes and other hollow bodies with the fully diamond-coated tips
- Atraumatic tissue handling in oral surgery

Benefits

- Firm and secure grip through the diamond-coated inner side of the instrument tips
- Secure hold of small hollow bodies with open tweezers through fully diamond-coated instrument tips
- No light reflections thanks to matt-finished instrument surfaces

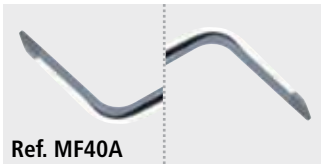


1-3) Clinical pictures: Dr. Paolo Siervo, Milan, Italy


1:1



Ref. MF40A, MF40P, MF40A+P (Assortment)



Ref. MF40A



Ref. MF40P



1-3) Clinical pictures: Bernita Bush, University of Bern, Switzerland

1:1




Ref. PDC-A (Assortment)

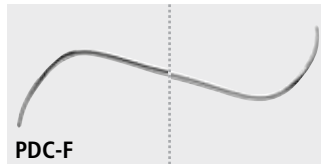
PDC-U



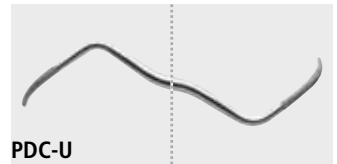
PDC-11/12



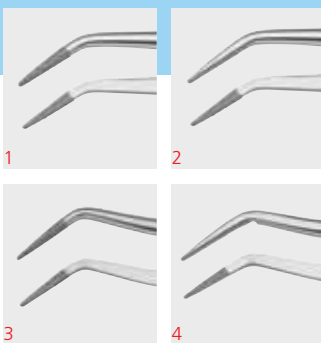
PDC-13/14



PDC-F



PDC-U



College Tweezer
polished and ribbed handles
1) Ref. 1001: diamond-coating all around
2) Ref. 1001A: inside diamond-coating only

Meriam Tweezer
polished and ribbed handles
3) Ref. 1002: diamond-coating all around
4) Ref. 1002A: inside diamond-coating only

Matt finishing:
"M" in the ref.

1:1




College
Ref. 1001A-M

Meriam
Ref. 1002

Intensiv Burs-SizeCard

New



Unique gauge card with continuous scale

Practical stainless steel card to measure dimensions of rotating instruments.
Dental clinics have the necessity to measure or to control the length and diameter of rotating instruments in use.

Product description

- Length scale for measuring the instrument total lengths and working part: from 0 to 70mm
- Continuous slots for diameter measurement of rotating instrument
- Diameter measurement scale: 006 to 038 (1/10mm)

Benefits

- Precise definition of rotating instrument diameter and length
- Proper re-ordering of the instrument used in the dental clinic
- Measurement of rotating instrument exact dimension (+/- 001 Tolerance) due to the continuous scale

Indications

- Diameter validation of rotating instruments during treatment
- Identification of instrument dimensions in case of package label lack



Ref. 6100

Intensiv BursOrganizer

New



Your dental clinic more in order!

Modular and structured storage system for rotating instruments allowing quick and easy recognition of instruments; adaptable to the available storage space.
Dental clinics require a structured storage approach for rotating instruments.

Indication

- High variety of rotating instruments in dental clinic

Benefits

- Modular system of single and replaceable drawers
- Modular composition adapted to the available space in dental clinics
- Rapid access of instruments for specific treatment protocols

- Simple identification of missing instruments due to the systematic composition
- More structured and validated processes of sundries management



Ref. BO49, small, 49 x 125 mm for 14 FG/RA standard packaging

Ref. BO108, medium, 108 x 125 mm for 42 FG/RA standard packaging

Ref. BO223, large, 223 x 125 mm for 84 FG/RA standard packaging

Intensiv and ISO Code Index

FG

Intensiv Code	ISO Code	Shape	Group	Page
FG 01125	314 150 514 011	839	Cylinder	13
FG 01140	314 150 514 011	839	Cylinder	13
FG 01425	314 150 514 014	839	Cylinder	13
FG 01440	314 150 514 014	839	Cylinder	13
FG 01480	314 150 524 014	839	Cylinder	13
FG 101	314 586 524 014	898	Torpedo	33
FG 101 C	314 586 534 014	898	Torpedo	33
FG 101 CB	314 586 544 014	898	Torpedo	33
FG 101 GB	314 586 514 013	898	Torpedo	33
FG 102	314 313 524 042	825	Wheel	38
FG 102 C	314 313 534 042	825	Wheel	38
FG 102A C	314 041 534 019	818	Wheel	37
FG 102L	314 586 524 016	898	Torpedo	33
FG 102L C	314 586 534 016	898	Torpedo	33
FG 102L GB	314 586 514 015	898	Torpedo	33
FG 103	314 586 524 018	898	Torpedo	33
FG 103 C	314 586 534 018	898	Torpedo	33
FG 103 GB	314 586 514 017	898	Torpedo	33
FG 103A C	314 041 534 019	818	Wheel	37
FG 104	314 586 524 021	898	Torpedo	33
FG 104 C	314 586 534 021	898	Torpedo	33
FG 104 GB	314 586 514 020	898	Torpedo	33
FG 104A	314 304 524 018	825	Wheel	38
FG 104A C	314 304 534 018	825	Wheel	38
FG 105A	314 304 524 023	825	Wheel	38
FG 105A C	314 304 534 023	825	Wheel	38
FG 106	314 171 524 014	846	Tapered	23
FG 106 C	314 171 534 014	846	Tapered	23
FG 106 CB	314 171 544 015	846	Tapered	23
FG 106A	314 304 524 025	825	Wheel	38
FG 106A C	314 304 534 025	825	Wheel	38
FG 107A	314 171 524 012	846	Tapered	23
FG 107A C	314 171 534 012	846	Tapered	23
FG 108	314 304 524 050	825	Wheel	38
FG 108 C	314 304 534 050	825	Wheel	38
FG 108A C	314 040 534 027	815	Wheel	37
FG 109	314 171 524 016	846	Tapered	23
FG 109 C	314 171 534 016	846	Tapered	23
FG 109 CB	314 171 544 017	846	Tapered	23
FG 109A	314 171 524 025	846	Tapered	23
FG 109A C	314 171 534 025	846	Tapered	23
FG 10A	314 068 524 034	909	Wheel	38
FG 10A C	314 068 534 034	909	Wheel	38
FG 10A GB	314 068 514 034	909	Wheel	38
FG 110	314 041 524 050	818	Wheel	37
FG 110 C	314 041 534 050	818	Wheel	37
FG 111	314 041 524 040	818	Wheel	37
FG 111 C	314 041 534 040	818	Wheel	37
FG 111A	314 041 524 035	818	Wheel	37
FG 111A C	314 041 534 035	818	Wheel	37
FG 112	314 304 524 031	825	Wheel	38
FG 113	314 171 524 018	846	Tapered	23
FG 113 C	314 171 534 018	846	Tapered	23
FG 113 CB	314 171 544 019	846	Tapered	23
FG 113 GB	314 171 514 017	846	Tapered	23
FG 113A	314 164 524 018	852	Pointed	31
FG 113A C	314 164 534 018	852	Pointed	31
FG 113A CB	314 164 544 019	852	Pointed	31
FG 113A GB	314 164 514 017	852	Pointed	31
FG 113N	314 172 524 023	847	Tapered	25
FG 113N C	314 172 534 023	847	Tapered	25
FG 113N CB	314 172 544 025	847	Tapered	25
FG 113S	314 172 524 029	847	Tapered	25
FG 113S C	314 172 534 029	847	Tapered	25
FG 113S CB	314 172 544 030	847	Tapered	25
FG 114	314 110 524 014	836	Cylinder	15
FG 114 C	314 110 534 014	836	Cylinder	15
FG 114 CB	314 110 544 015	836	Cylinder	15
FG 114A	314 110 524 016	836	Cylinder	15
FG 114A C	314 110 534 016	836	Cylinder	15
FG 114S	314 110 524 012	836	Cylinder	15
FG 114S C	314 110 534 012	836	Cylinder	15

FG

Intensiv Code	ISO Code	Shape	Group	Page
FG 115	314 225 524 018	807	Inverted cone	9
FG 115 C	314 225 534 018	807	Inverted cone	9
FG 115 CB	314 225 544 019	807	Inverted cone	9
FG 115 GB	314 225 514 017	807	Inverted cone	9
FG 115A	314 110 524 018	836	Cylinder	15
FG 115A C	314 110 534 018	836	Cylinder	15
FG 116	314 172 524 012	847	Tapered	25
FG 116 C	314 172 534 012	847	Tapered	25
FG 116 CB	314 172 544 013	847	Tapered	25
FG 116 GB	314 172 514 010	847	Tapered	25
FG 116A	314 172 524 010	847	Tapered	25
FG 116N	314 172 524 014	847	Tapered	25
FG 116N C	314 172 534 014	847	Tapered	25
FG 117	314 172 524 016	847	Tapered	25
FG 117 C	314 172 534 016	847	Tapered	25
FG 117 CB	314 172 544 018	847	Tapered	25
FG 117 GB	314 172 514 015	847	Tapered	25
FG 117A	314 164 524 014	852	Pointed	31
FG 117A C	314 164 534 014	852	Pointed	31
FG 117N	314 172 524 018	847	Tapered	25
FG 117N C	314 172 534 018	847	Tapered	25
FG 117N GB	314 172 514 017	847	Tapered	25
FG 117S	314 164 524 016	852	Pointed	31
FG 117S C	314 164 534 016	852	Pointed	31
FG 117S CB	314 164 544 017	852	Pointed	31
FG 117S GB	314 164 514 015	852	Pointed	31
FG 118	314 225 524 016	807	Inverted cone	9
FG 119	314 225 524 021	807	Inverted cone	9
FG 119 C	314 225 534 021	807	Inverted cone	9
FG 119A	314 225 524 023	807	Inverted cone	9
FG 119A C	314 225 534 023	807	Inverted cone	9
FG 119L	314 226 524 018	807L	Inverted cone	10
FG 119L C	314 226 534 018	807L	Inverted cone	10
FG 11A	314 068 524 039	909	Wheel	38
FG 11A C	314 068 534 039	909	Wheel	38
FG 11A CB	314 068 544 040	909	Wheel	38
FG 11A GB	314 068 514 038	909	Wheel	38
FG 122	314 040 524 012	815	Wheel	37
FG 122 C	314 040 534 012	815	Wheel	37
FG 123	314 210 524 018	886Z	Specialities	39
FG 123 C	314 210 534 018	886Z	Specialities	39
FG 124	314 129 524 012	885	Cylinder	19
FG 124 C	314 129 534 012	885	Cylinder	19
FG 124 CB	314 129 544 013	885	Cylinder	19
FG 124 GB	314 129 514 011	885	Cylinder	19
FG 124L	314 131 524 016	886	Cylinder	18
FG 124L C	314 131 534 016	886	Cylinder	18
FG 124L CB	314 131 544 017	886	Cylinder	18
FG 124L GB	314 131 514 015	886	Cylinder	18
FG 125	314 129 524 014	885	Cylinder	19
FG 125 C	314 129 534 014	885	Cylinder	19
FG 126	314 040 524 016	815	Wheel	37
FG 126 C	314 040 534 016	815	Wheel	37
FG 127	314 040 524 018	815	Wheel	37
FG 127 C	314 040 534 018	815	Wheel	37
FG 128	314 040 524 023	815	Wheel	37
FG 128 C	314 040 534 023	815	Wheel	37
FG 128A	314 040 524 027	815	Wheel	37
FG 128A C	314 040 534 027	815	Wheel	37
FG 129	314 057 524 053	817	Wheel	38
FG 129A	314 059 524 053	817T	Wheel	38
FG 130	314 040 524 035	815	Wheel	37
FG 131	314 129 524 008	885	Cylinder	19
FG 133	314 129 524 010	885	Cylinder	19
FG 134	314 129 524 016	885	Cylinder	19
FG 134 C	314 129 534 016	885	Cylinder	19
FG 136	314 129 524 018	885	Cylinder	19
FG 136 C	314 129 534 018	885	Cylinder	19
FG 161	314 297 524 012	877K	Torpedo	33
FG 161 C	314 297 534 012	877K	Torpedo	33
FG 161 GB	314 297 514 011	877K	Torpedo	33
FG 161N	314 297 524 014	877K	Torpedo	33

Intensiv and ISO Code Index

Continuation

FG

Intensiv Code	ISO Code	Shape	Group	Page
FG 161N C	314 297 534 014	877K	Torpedo	33
FG 162	314 297 524 016	877K	Torpedo	33
FG 162 C	314 297 534 016	877K	Torpedo	33
FG 162 CB	314 297 544 017	877K	Torpedo	33
FG 162 GB	314 297 514 015	877K	Torpedo	33
FG 163	314 297 524 018	877K	Torpedo	33
FG 163 C	314 297 534 018	877K	Torpedo	33
FG 163 CB	314 297 544 019	877K	Torpedo	33
FG 164	314 297 524 021	877K	Torpedo	33
FG 164 C	314 297 534 021	877K	Torpedo	33
FG 16L	314 220 524 012	857	Tapered	30
FG 16L C	314 220 534 012	857	Tapered	30
FG 17	314 219 524 010	851	Tapered	30
FG 17L	314 220 524 014	857	Tapered	30
FG 17L C	314 220 534 014	857	Tapered	30
FG 18	314 219 524 016	851	Tapered	30
FG 181	314 298 524 012	878K	Torpedo	32
FG 181 C	314 298 534 012	878K	Torpedo	32
FG 181 CB	314 298 544 013	878K	Torpedo	32
FG 181 GB	314 298 514 011	878K	Torpedo	32
FG 181N	314 298 524 014	878K	Torpedo	32
FG 181N C	314 298 534 014	878K	Torpedo	32
FG 182	314 298 524 016	878K	Torpedo	32
FG 182 C	314 298 534 016	878K	Torpedo	32
FG 182 CB	314 298 544 017	878K	Torpedo	32
FG 182 GB	314 298 514 015	878K	Torpedo	32
FG 183	314 298 524 018	878K	Torpedo	32
FG 183 C	314 298 534 018	878K	Torpedo	32
FG 183 GB	314 298 514 017	878K	Torpedo	32
FG 184	314 298 524 021	878K	Torpedo	32
FG 184 C	314 298 534 021	878K	Torpedo	32
FG 184 CB	314 298 544 022	878K	Torpedo	32
FG 184 GB	314 298 514 020	878K	Torpedo	32
FG 185	314 298 524 023	878K	Torpedo	32
FG 185 C	314 298 534 023	878K	Torpedo	32
FG 185 GB	314 298 514 022	878K	Torpedo	32
FG 18L	314 220 524 016	857	Tapered	30
FG 19	314 219 524 012	851	Tapered	30
FG 19 C	314 219 534 012	851	Tapered	30
FG 190	314 299 524 012	879K	Torpedo	33
FG 190 C	314 299 534 012	879K	Torpedo	33
FG 191	314 299 524 014	879K	Torpedo	33
FG 191 C	314 299 534 014	879K	Torpedo	33
FG 191 GB	314 299 514 013	879K	Torpedo	33
FG 192	314 299 524 016	879K	Torpedo	33
FG 192 C	314 299 534 016	879K	Torpedo	33
FG 192 CB	314 299 544 017	879K	Torpedo	33
FG 193	314 299 524 018	879K	Torpedo	33
FG 193 C	314 299 534 018	879K	Torpedo	33
FG 193 CB	314 299 544 019	879K	Torpedo	33
FG 193 GB	314 299 514 017	879K	Torpedo	33
FG 194	314 299 524 020	879K	Torpedo	33
FG 194 C	314 299 534 020	879K	Torpedo	33
FG 194 CB	314 299 544 021	879K	Torpedo	33
FG 195	314 299 524 022	879K	Torpedo	33
FG 196	314 299 524 023	879K	Torpedo	33
FG 196 C	314 299 534 023	879K	Torpedo	33
FG 196L	314 697 524 014	801L	Ball	9
FG 197	314 038 524 037	811	Football	37
FG 197 C	314 038 534 037	811	Football	37
FG 198	314 038 524 029	811	Football	37
FG 198 C	314 038 534 029	811	Football	37
FG 198 CB	314 038 544 030	811	Football	37
FG 198A	314 038 524 033	811	Football	37
FG 198A C	314 038 534 033	811	Football	37
FG 199	314 001 524 007	801	Ball	8
FG 19A	314 219 524 017	851	Tapered	30
FG 19L	314 220 524 017	857	Tapered	30
FG 200	314 001 524 012	801	Ball	8
FG 200 C	314 001 534 012	801	Ball	8
FG 200 GB	314 001 514 012	801	Ball	8
FG 200L	314 697 524 010	801L	Ball	9

FG

Intensiv Code	ISO Code	Shape	Group	Page
FG 200N	314 001 524 010	801	Ball	8
FG 200S	314 001 524 009	801	Ball	8
FG 201	314 001 524 018	801	Ball	8
FG 201 C	314 001 534 018	801	Ball	8
FG 201 CB	314 001 544 019	801	Ball	8
FG 201 GB	314 001 514 018	801	Ball	8
FG 201L	314 697 524 018	801L	Ball	9
FG 201N	314 001 524 016	801	Ball	8
FG 201N C	314 001 534 018	801	Ball	8
FG 201N CB	314 001 544 017	801	Ball	8
FG 201NL	314 697 524 016	801L	Ball	9
FG 201NL C	314 697 534 016	801L	Ball	9
FG 201S	314 001 524 014	801	Ball	8
FG 201S C	314 001 534 014	801	Ball	8
FG 201S CB	314 001 544 015	801	Ball	8
FG 201S GB	314 001 514 014	801	Ball	8
FG 202	314 010 524 016	805	Inverted cone	10
FG 202 C	314 010 534 016	805	Inverted cone	10
FG 202 CB	314 010 544 017	805	Inverted cone	10
FG 203L	314 697 524 016	801L	Ball	9
FG 203L C	314 697 524 016	801L	Ball	9
FG 204	314 109 524 014	835	Cylinder	14
FG 204 C	314 109 534 014	835	Cylinder	14
FG 204 CB	314 109 544 015	835	Cylinder	14
FG 204 GB	314 109 514 013	835	Cylinder	14
FG 204L	314 697 524 023	801L	Ball	9
FG 204L C	314 697 534 023	801L	Ball	9
FG 205	314 247 524 014	860	Flame	21
FG 205 C	314 247 534 014	860	Flame	21
FG 205 CB	314 247 544 015	860	Flame	21
FG 205 GB	314 247 514 013	860	Flame	21
FG 205A	314 170 524 010	845	Tapered	24
FG 205L	314 248 524 012	861	Flame	21
FG 205L C	314 248 534 012	861	Flame	21
FG 205L CB	314 248 544 013	861	Flame	21
FG 205L GB	314 248 514 011	861	Flame	21
FG 205S	314 247 524 012	860	Flame	21
FG 205S C	314 247 534 012	860	Flame	21
FG 206	314 170 524 012	845	Tapered	24
FG 206 C	314 170 534 012	845	Tapered	24
FG 206 CB	314 170 544 013	845	Tapered	24
FG 206 GB	314 170 514 012	845	Tapered	24
FG 206A	314 170 524 009	845	Tapered	24
FG 207	314 225 524 010	807	Inverted cone	9
FG 208	314 170 524 014	845	Tapered	24
FG 208 C	314 170 534 014	845	Tapered	24
FG 208 CB	314 170 544 015	845	Tapered	24
FG 208 GB	314 170 514 013	845	Tapered	24
FG 210	314 108 524 010	835	Cylinder	14
FG 210 C	314 108 534 010	835	Cylinder	14
FG 210 GB	314 108 514 009	835	Cylinder	14
FG 211	314 109 524 010	835	Cylinder	14
FG 211 C	314 109 534 010	835	Cylinder	14
FG 211S	314 109 524 008	835	Cylinder	14
FG 212	314 109 524 009	835	Cylinder	14
FG 212 C	314 109 534 009	835	Cylinder	14
FG 212 CB	314 109 544 010	835	Cylinder	14
FG 212 GB	314 109 514 008	835	Cylinder	14
FG 212S	314 108 524 009	835	Cylinder	14
FG 213	314 171 524 018	846	Tapered	23
FG 213 C	314 171 534 018	846	Tapered	23
FG 213 CB	314 171 544 019	846	Tapered	23
FG 214	314 109 524 012	835	Cylinder	14
FG 214 C	314 109 534 012	835	Cylinder	14
FG 214 CB	314 109 544 013	835	Cylinder	14
FG 214 GB	314 109 514 011	835	Cylinder	14
FG 215	314 225 524 014	807	Inverted cone	9
FG 215 C	314 225 534 014	807	Inverted cone	9
FG 215 GB	314 225 514 013	807	Inverted cone	9
FG 215S	314 225 524 012	807	Inverted cone	9
FG 215S C	314 225 534 012	807	Inverted cone	9
FG 216	314 010 524 012	805	Inverted cone	10

FG

Intensiv Code	ISO Code	Shape	Group	Page
FG 216 C	314 010 534 012	805	Inverted cone	10
FG 216 GB	314 010 514 011	805	Inverted cone	10
FG 216A	314 019 524 007	805	Inverted cone	10
FG 216B	314 235 524 008	830	Pear	12
FG 216N	314 010 524 009	805	Inverted cone	10
FG 216N C	314 010 534 009	805	Inverted cone	10
FG 216N GB	314 010 514 008	805	Inverted cone	10
FG 216S	314 010 524 008	805	Inverted cone	10
FG 217	314 010 524 014	805	Inverted cone	10
FG 217 C	314 010 534 010	805	Inverted cone	10
FG 217B	314 235 524 009	830	Pear	12
FG 217S	314 010 524 010	805	Inverted cone	10
FG 218	314 237 524 010	830R	Pear	11
FG 218 C	314 237 534 010	830R	Pear	11
FG 218 CB	314 237 544 011	830R	Pear	11
FG 218B	314 235 524 010	830	Pear	12
FG 219	314 237 524 012	830R	Pear	11
FG 219 C	314 237 534 012	830R	Pear	11
FG 219 CB	314 237 544 013	830R	Pear	11
FG 219B	314 235 524 012	830	Pear	12
FG 219N	314 237 524 014	830R	Pear	11
FG 219N C	314 237 534 014	830R	Pear	11
FG 219N CB	314 237 544 015	830R	Pear	11
FG 220	314 237 524 018	830R	Pear	11
FG 220 C	314 237 534 018	830R	Pear	11
FG 220 CB	314 237 544 020	830R	Pear	11
FG 220 GB	314 237 514 015	830R	Pear	11
FG 220B	314 235 524 014	830	Pear	12
FG 220S	314 237 524 016	830R	Pear	11
FG 220S C	314 237 534 016	830R	Pear	11
FG 221	314 150 524 011	839	Cylinder	13
FG 221 C	314 150 534 011	839	Cylinder	13
FG 221B	314 235 524 016	830	Pear	12
FG 221L	314 150 524 012	839	Cylinder	13
FG 221L C	314 150 534 012	839	Cylinder	13
FG 222	314 150 524 014	839	Cylinder	13
FG 223	314 238 524 014	830RL	Pear	12
FG 223 C	314 238 534 014	830RL	Pear	12
FG 223 CB	314 238 544 015	830RL	Pear	12
FG 223 GB	314 238 514 013	830RL	Pear	12
FG 223B	314 236 524 015	830L	Pear	12
FG 224	314 238 524 010	830RL	Pear	12
FG 224 C	314 238 534 010	830RL	Pear	12
FG 224B	314 235 524 018	830	Pear	12
FG 224B C	314 235 534 018	830	Pear	12
FG 225	314 238 524 012	830RL	Pear	12
FG 225 C	314 238 534 012	830RL	Pear	12
FG 225B	314 235 524 020	830	Pear	12
FG 225B C	314 235 534 020	830	Pear	12
FG 226	314 238 524 016	830RL	Pear	12
FG 226 C	314 238 534 016	830RL	Pear	12
FG 227	314 238 524 018	830RL	Pear	12
FG 227 C	314 238 534 018	830RL	Pear	12
FG 228	314 170 524 016	845	Tapered	24
FG 228 C	314 170 534 016	845	Tapered	24
FG 229	314 236 524 016	830L	Pear	12
FG 229 C	314 236 534 016	830L	Pear	12
FG 230	314 236 524 018	830L	Pear	12
FG 230 C	314 236 534 018	830L	Pear	12
FG 231	314 199 524 014	850	Tapered	29
FG 232	314 199 524 010	850	Tapered	29
FG 232L	314 236 524 021	830L	Pear	12
FG 232L C	314 236 534 021	830L	Pear	12
FG 233	314 199 524 012	850	Tapered	29
FG 233 C	314 199 534 012	850	Tapered	29
FG 233 GB	314 199 514 011	850	Tapered	29
FG 233L	314 236 524 025	830L	Pear	12
FG 233L C	314 236 534 025	830L	Pear	12
FG 234	314 199 524 016	850	Tapered	29
FG 234 C	314 199 534 016	850	Tapered	29
FG 234 CB	314 199 544 017	850	Tapered	29
FG 234 GB	314 199 514 015	850	Tapered	29

FG

Intensiv Code	ISO Code	Shape	Group	Page
FG 235	314 198 524 018	856	Tapered	28
FG 235 C	314 198 534 018	856	Tapered	28
FG 235 CB	314 198 544 019	856	Tapered	28
FG 235 GB	314 198 514 017	856	Tapered	28
FG 235A	314 198 524 021	856	Tapered	28
FG 235A C	314 198 534 021	856	Tapered	28
FG 235L	314 198 524 020	856	Tapered	28
FG 235L CB	314 198 544 021	856	Tapered	28
FG 235S	314 198 524 025	856	Tapered	28
FG 235S C	314 198 534 025	856	Tapered	28
FG 236	314 199 524 018	850	Tapered	29
FG 236 C	314 199 534 018	850	Tapered	29
FG 236 CB	314 199 544 019	850	Tapered	29
FG 236 GB	314 199 514 017	850	Tapered	29
FG 237	314 199 524 022	850	Tapered	29
FG 237 C	314 199 534 022	850	Tapered	29
FG 237 CB	314 199 544 023	850	Tapered	29
FG 237 GB	314 199 514 021	850	Tapered	29
FG 237L	314 198 524 014	856L	Tapered	28
FG 237L C	314 198 534 014	856L	Tapered	28
FG 238	314 199 524 026	850	Tapered	29
FG 238 C	314 199 534 026	850	Tapered	29
FG 238 CB	314 199 544 027	850	Tapered	29
FG 238 GB	314 199 514 025	850	Tapered	29
FG 238L	314 198 524 016	856L	Tapered	28
FG 238L C	314 198 534 016	856L	Tapered	28
FG 239L	314 198 524 018	856L	Tapered	28
FG 239L C	314 198 534 018	856L	Tapered	28
FG 240	314 199 524 023	850L	Tapered	29
FG 240 C	314 199 534 023	850L	Tapered	29
FG 240 CB	314 199 544 024	850L	Tapered	29
FG 240 GB	314 199 514 020	850L	Tapered	29
FG 240L	314 198 524 020	856L	Tapered	28
FG 240L C	314 198 534 020	856L	Tapered	28
FG 241	314 039 524 037	811L	Football	37
FG 241 C	314 039 534 037	811L	Football	37
FG 241 CB	314 039 544 038	811L	Football	37
FG 243	314 033 524 021	899	Football	36
FG 243 C	314 033 534 021	899	Football	36
FG 243 GB	314 033 514 020	899	Football	36
FG 244	314 109 524 016	835	Cylinder	14
FG 244 C	314 109 534 016	835	Cylinder	14
FG 244 CB	314 109 544 017	835	Cylinder	14
FG 244A	314 109 524 018	835	Cylinder	14
FG 244A C	314 109 534 018	835	Cylinder	14
FG 245	314 033 524 027	899	Football	36
FG 245 C	314 033 534 027	899	Football	36
FG 245 GB	314 033 514 026	899	Football	36
FG 246	314 199 524 012	850L	Tapered	29
FG 246 C	314 199 534 012	850L	Tapered	29
FG 247	314 199 524 014	850L	Tapered	29
FG 247 C	314 199 534 014	850L	Tapered	29
FG 248	314 199 524 016	850L	Tapered	29
FG 248 C	314 199 534 016	850L	Tapered	29
FG 249	314 199 524 018	850L	Tapered	29
FG 249 C	314 199 534 018	850L	Tapered	29
FG 250	314 277 524 023	379	Football	35
FG 250 C	314 277 534 023	379	Football	35
FG 250 CB	314 277 544 024	379	Football	35
FG 250 GB	314 277 514 022	379	Football	35
FG 250A	314 277 524 017	379	Football	35
FG 250A C	314 277 534 018	379	Football	35
FG 250A GB	314 277 514 016	379	Football	35
FG 252	314 257 524 016	368	Football	34
FG 252A	314 257 524 010	368	Football	34
FG 253	314 257 524 014	368	Football	34
FG 253 C	314 257 534 014	368	Football	34
FG 254	314 257 524 012	368	Football	34
FG 254 C	314 257 534 012	368	Football	34
FG 254 GB	314 257 514 011	368	Football	34
FG 255	314 257 524 023	368	Football	34
FG 255 C	314 257 534 023	368	Football	34

Intensiv and ISO Code Index

Continuation

FG

Intensiv Code	ISO Code	Shape	Group	Page
FG 255 CB	314 257 544 024	368	Football	34
FG 255 GB	314 257 514 022	368	Football	34
FG 255A	314 257 524 018	368	Football	34
FG 255A C	314 257 534 018	368	Football	34
FG 255A GB	314 257 514 017	368	Football	34
FG 256	314 277 524 012	379	Football	35
FG 256 C	314 277 534 012	379	Football	35
FG 257	314 277 524 018	379	Football	35
FG 257 C	314 277 534 018	379	Football	35
FG 257 GB	314 277 514 017	379	Football	35
FG 257S	314 277 524 014	379	Football	35
FG 257S C	314 277 534 014	379	Football	35
FG 258	314 277 524 023	379	Football	35
FG 258 C	314 277 534 023	379	Football	35
FG 258 CB	314 277 544 024	379	Football	35
FG 258 GB	314 277 514 023	379	Football	35
FG 258N	314 277 524 029	379	Football	35
FG 258N C	314 277 534 029	379	Football	35
FG 259	314 277 524 033	379	Football	35
FG 259 C	314 277 534 033	379	Football	35
FG 259 CB	314 277 544 034	379	Football	35
FG 259 GB	314 277 514 032	379	Football	35
FG 260	314 277 524 016	379	Football	35
FG 260 C	314 277 534 016	379	Football	35
FG 261	314 156 524 008	835KR	Cylinder	13
FG 262	314 156 524 010	835KR	Cylinder	13
FG 263	314 156 524 012	835KR	Cylinder	13
FG 263 C	314 156 534 012	835KR	Cylinder	13
FG 264	314 156 524 014	835KR	Cylinder	13
FG 264 C	314 156 534 014	835KR	Cylinder	13
FG 265	314 156 524 016	835KR	Cylinder	13
FG 265 C	314 156 534 016	835KR	Cylinder	13
FG 266	314 156 524 018	835KR	Cylinder	13
FG 266 C	314 156 534 018	835KR	Cylinder	13
FG 268	314 277 524 016	379	Football	35
FG 268 C	314 277 534 016	379	Football	35
FG 269	314 247 524 016	860	Flame	21
FG 269 C	314 247 534 016	860	Flame	21
FG 274	314 274 524 016	390	Football	36
FG 274 C	314 274 534 016	390	Football	36
FG 274 GB	314 274 514 015	390	Football	36
FG 274N	314 274 524 021	390	Football	36
FG 274N C	314 274 534 021	390	Football	36
FG 274N GB	314 274 514 020	390	Football	36
FG 285L	314 248 524 014	861	Flame	21
FG 285L C	314 248 534 014	861	Flame	21
FG 285L CB	314 248 544 015	861	Flame	21
FG 297	314 032 524 010	813	Inverted cone	10
FG 298	314 032 524 012	813	Inverted cone	10
FG 298 C	314 032 534 012	813	Inverted cone	10
FG 299	314 032 524 014	813	Inverted cone	10
FG 299 C	314 032 534 014	813	Inverted cone	10
FG 30	314 167 524 012	859	Pointed	31
FG 300	314 002 524 012	802	ball	9
FG 300 C	314 002 534 012	802	ball	9
FG 300A	314 002 524 010	802	ball	9
FG 300S	314 002 524 009	802	ball	9
FG 300S C	314 002 534 014	802	ball	9
FG 301	314 002 524 018	802	ball	9
FG 301 C	314 002 534 018	802	ball	9
FG 301 CB	314 002 544 020	802	ball	9
FG 301A	314 002 524 016	802	ball	9
FG 301A C	314 002 534 016	802	ball	9
FG 301S	314 002 524 014	802	ball	9
FG 301S C	314 002 534 014	802	ball	9
FG 302	314 019 524 018	806	Inverted cone	11
FG 302 C	314 019 534 018	806	Inverted cone	11
FG 302 CB	314 019 544 019	806	Inverted cone	11
FG 302A	314 002 524 023	802	ball	9
FG 302A C	314 002 534 023	802	ball	9
FG 303	314 032 524 020	813	Inverted cone	10
FG 303 C	314 032 534 020	813	Inverted cone	10

FG

Intensiv Code	ISO Code	Shape	Group	Page
FG 303A	314 032 524 018	813	Inverted cone	10
FG 303A C	314 032 534 018	813	Inverted cone	10
FG 303S	314 032 524 016	813	Inverted cone	10
FG 304	314 109 524 022	835	Cylinder	14
FG 304 C	314 109 534 022	835	Cylinder	14
FG 304 CB	314 109 544 023	835	Cylinder	14
FG 304 GB	314 109 514 021	835	Cylinder	14
FG 3040B	314 290 514 014	879	Cylinder	20
FG 3040SB	314 290 514 010	879	Cylinder	20
FG 305	314 140 524 012	880	Cylinder	17
FG 305 C	314 140 534 012	880	Cylinder	17
FG 305 CB	314 140 544 013	880	Cylinder	17
FG 305 GB	314 140 514 011	880	Cylinder	17
FG 305L	314 142 524 012	882	Cylinder	17
FG 305L C	314 142 534 012	882	Cylinder	17
FG 305L CB	314 142 544 013	882	Cylinder	17
FG 305L GB	314 142 514 011	882	Cylinder	17
FG 305LP C	314 158 524 013	837KR	Cylinder	16
FG 305S	314 140 524 010	880	Cylinder	17
FG 305S C	314 140 534 010	880	Cylinder	17
FG 305S CB	314 140 544 011	880	Cylinder	17
FG 306	314 288 524 010	877	Cylinder	20
FG 306 C	314 288 534 010	877	Cylinder	20
FG 306 GB	314 288 514 009	877	Cylinder	20
FG 306A	314 288 524 009	877	Cylinder	20
FG 306S	314 287 524 009	876	Cylinder	20
FG 306S C	314 287 534 009	876	Cylinder	20
FG 306S GB	314 287 514 008	876	Cylinder	20
FG 307	314 141 524 016	881	Cylinder	18
FG 307 C	314 141 534 016	881	Cylinder	18
FG 307 CB	314 141 544 018	881	Cylinder	18
FG 307 GB	314 141 514 010	881	Cylinder	18
FG 307A	314 142 524 011	882	Cylinder	17
FG 307L	314 142 524 016	882	Cylinder	17
FG 307L C	314 142 534 016	882	Cylinder	17
FG 307L CB	314 142 544 017	882	Cylinder	17
FG 307L GB	314 142 514 014	882	Cylinder	17
FG 307N	314 142 524 014	882	Cylinder	17
FG 307N C	314 142 534 014	882	Cylinder	17
FG 307N CB	314 142 544 015	882	Cylinder	17
FG 307N GB	314 142 514 013	882	Cylinder	17
FG 308	314 289 524 012	878	Cylinder	19
FG 308 C	314 289 534 012	878	Cylinder	19
FG 308 CB	314 289 544 013	878	Cylinder	19
FG 308 GB	314 289 514 011	878	Cylinder	19
FG 308S	314 289 524 010	878	Cylinder	19
FG 308S C	314 289 534 010	878	Cylinder	19
FG 308S GB	314 289 514 009	878	Cylinder	19
FG 309	314 141 524 010	881	Cylinder	18
FG 309 C	314 141 534 010	881	Cylinder	18
FG 309 GB	314 141 514 010	881	Cylinder	18
FG 30D14	314 165 514 012	858	Pointed	32
FG 30D2	314 165 514 010	858	Pointed	32
FG 30D3	314 167 514 011	859	Pointed	31
FG 30D34	314 166 514 013	859	Pointed	31
FG 30D4	314 166 514 014	859	Pointed	31
FG 30D6	314 199 514 014	850	Tapered	29
FG 31	314 111 524 012	837	Cylinder	15
FG 310	314 290 524 012	879	Cylinder	20
FG 310 C	314 290 534 012	879	Cylinder	20
FG 310 CB	314 290 544 013	879	Cylinder	20
FG 310 GB	314 290 514 011	879	Cylinder	20
FG 311	314 249 524 016	862	Flame	22
FG 311 C	314 249 534 016	862	Flame	22
FG 311 CB	314 249 544 017	862	Flame	22
FG 311 GB	314 249 514 015	862	Flame	22
FG 3113NR	314 546 514 021	847KR	Tapered	26
FG 3113R	314 545 514 016	846KR	Tapered	26
FG 3113S	314 172 514 026	847	Tapered	25
FG 3116	314 172 514 010	847	Tapered	25
FG 3117	314 172 514 013	847	Tapered	25
FG 311S	314 249 524 014	862	Flame	22

FG

Intensiv Code	ISO Code	Shape	Group	Page
FG 311S C	314 249 534 014	862	Flame	22
FG 312	314 249 524 018	862	Flame	22
FG 312 C	314 249 534 018	862	Flame	22
FG 312 CB	314 249 544 019	862	Flame	22
FG 312 GB	314 249 514 017	862	Flame	22
FG 312L	314 112 524 010	837L	Cylinder	15
FG 312N	314 250 524 018	863	Flame	22
FG 312N C	314 250 534 018	863	Flame	22
FG 312N CB	314 250 544 019	863	Flame	22
FG 312N GB	314 250 514 017	863	Flame	22
FG 313	314 170 524 018	845	Tapered	24
FG 313 C	314 170 534 018	845	Tapered	24
FG 313A	314 111 524 018	837	Cylinder	15
FG 313A C	314 111 534 018	837	Cylinder	15
FG 313L	314 112 524 012	837L	Cylinder	15
FG 313L C	314 112 534 012	837L	Cylinder	15
FG 314	314 111 524 014	837	Cylinder	15
FG 314 C	314 111 534 014	837	Cylinder	15
FG 314 CB	314 111 544 015	837	Cylinder	15
FG 314 GB	314 111 514 013	837	Cylinder	15
FG 314A	314 111 524 010	837	Cylinder	15
FG 314L	314 112 524 016	837L	Cylinder	15
FG 314L C	314 112 534 016	837L	Cylinder	15
FG 314L CB	314 112 544 017	837L	Cylinder	15
FG 314S	314 111 524 012	837	Cylinder	15
FG 314S C	314 111 534 012	837	Cylinder	15
FG 314S CB	314 111 544 013	837	Cylinder	15
FG 315	314 141 524 020	881	Cylinder	18
FG 315 C	314 141 534 020	881	Cylinder	18
FG 315 CB	314 141 544 021	881	Cylinder	18
FG 315 GB	314 141 514 020	881	Cylinder	18
FG 315A	314 111 524 016	837	Cylinder	15
FG 315A C	314 111 534 016	837	Cylinder	15
FG 315L	314 141 524 020	881	Cylinder	18
FG 315L C	314 141 534 020	881	Cylinder	18
FG 315L CB	314 141 544 021	881	Cylinder	18
FG 315L GB	314 141 514 020	881	Cylinder	18
FG 315S	314 141 524 014	881	Cylinder	18
FG 315S C	314 141 534 014	881	Cylinder	18
FG 315S CB	314 141 544 015	881	Cylinder	18
FG 315S GB	314 141 514 014	881	Cylinder	18
FG 316	314 019 524 012	806	Inverted cone	11
FG 316 C	314 019 534 012	806	Inverted cone	11
FG 316L	314 112 524 014	837L	Cylinder	15
FG 316L C	314 112 534 014	837L	Cylinder	15
FG 316N	314 019 524 009	806	Inverted cone	11
FG 316N C	314 019 534 009	806	Inverted cone	11
FG 316S	314 019 524 008	806	Inverted cone	11
FG 317L	314 112 524 018	837L	Cylinder	15
FG 317L C	314 112 534 018	837L	Cylinder	15
FG 317L CB	314 112 544 019	837L	Cylinder	15
FG 318	314 494 524 010	830A	Pear	13
FG 318 C	314 494 534 010	830A	Pear	13
FG 318 GB	314 494 514 009	830A	Pear	13
FG 319	314 494 524 012	830A	Pear	13
FG 319 C	314 494 534 012	830A	Pear	13
FG 32	314 290 524 012	879	Cylinder	20
FG 3200	314 001 514 010	801	Ball	8
FG 3200S	314 001 514 007	801	Ball	8
FG 3201	314 001 514 016	801	Ball	8
FG 3205	314 247 514 012	860	Flame	21
FG 3205L	314 248 514 010	861	Flame	21
FG 320S	314 494 524 016	830A	Pear	13
FG 320S C	314 494 534 016	830A	Pear	13
FG 320S CB	314 494 544 017	830A	Pear	13
FG 321	314 141 524 011	881	Cylinder	18
FG 321 C	314 141 534 011	881	Cylinder	18
FG 3218	314 235 514 008	830	Pear	12
FG 3219	314 235 514 010	830	Pear	12
FG 322	314 141 524 012	881	Cylinder	18
FG 322 C	314 141 534 012	881	Cylinder	18
FG 3223	314 236 514 013	830L	Pear	12

FG

Intensiv Code	ISO Code	Shape	Group	Page
FG 3224	314 236 514 009	830L	Pear	12
FG 3225	314 236 514 010	830L	Pear	12
FG 3233	314 199 514 010	850	Tapered	29
FG 3236	314 199 514 015	850	Tapered	29
FG 3237	314 199 514 019	850	Tapered	29
FG 324	314 141 524 014	881	Cylinder	18
FG 324 C	314 141 534 014	881	Cylinder	18
FG 325	314 141 524 018	881	Cylinder	18
FG 325 C	314 141 534 018	881	Cylinder	18
FG 325 CB	314 141 544 019	881	Cylinder	18
FG 325 GB	314 141 514 017	881	Cylinder	18
FG 3250	314 277 514 021	379	Football	35
FG 3255	314 257 514 021	368	Football	34
FG 3257	314 227 514 016	379	Football	35
FG 3258	314 277 514 021	379	Football	35
FG 3259	314 277 514 030	379	Football	35
FG 326	314 158 524 016	837KR	Cylinder	16
FG 326 C	314 158 534 016	837KR	Cylinder	16
FG 327	314 158 524 018	837KR	Cylinder	16
FG 327 C	314 158 534 018	837KR	Cylinder	16
FG 3274	314 274 514 014	390	Football	36
FG 33	314 142 524 012	882	Cylinder	17
FG 3305L	314 142 514 010	882	Cylinder	17
FG 3308	314 289 514 010	878	Cylinder	19
FG 3311	314 249 514 014	862	Flame	22
FG 3315L	314 141 514 016	881	Cylinder	18
FG 3323	314 236 514 014	830L	Pear	12
FG 334	314 140 524 014	880	Cylinder	17
FG 334 C	314 140 534 014	880	Cylinder	17
FG 336	314 140 524 016	880	Cylinder	17
FG 336 C	314 140 534 016	880	Cylinder	17
FG 3388	314 289 514 014	878	Cylinder	19
FG 34	314 257 524 023	368	Football	34
FG 340	314 232 524 008	822	Pear	11
FG 3400	314 001 514 025	801	Ball	8
FG 3400N	314 001 514 023	801	Ball	8
FG 3400S	314 001 514 021	801	Ball	8
FG 3405L	314 250 514 009	863	Flame	22
FG 341	314 232 524 009	822	Pear	11
FG 3413	314 170 514 022	845	Tapered	24
FG 3414	314 157 514 011	836KR	Cylinder	16
FG 3414B	314 157 514 011	836KR	Cylinder	16
FG 342	314 232 524 010	822	Pear	11
FG 3425	314 545 514 012	846KR	Tapered	26
FG 3427	314 546 514 012	847KR	Tapered	26
FG 343	314 232 524 012	822	Pear	11
FG 343 C	314 232 534 012	822	Pear	11
FG 3510	314 157 514 009	836KR	Cylinder	16
FG 3513	314 545 514 016	846KR	Tapered	26
FG 3513N	314 546 514 022	847KR	Tapered	26
FG 3514	314 157 514 011	836KR	Cylinder	16
FG 3517	314 546 514 016	847KR	Tapered	26
FG 3525	314 545 514 018	846KR	Tapered	26
FG 3526	314 546 514 016	847KR	Tapered	26
FG 360	314 165 524 016	858	Pointed	32
FG 360 C	314 165 534 016	858	Pointed	32
FG 361	314 165 524 018	858	Pointed	32
FG 361 C	314 165 534 018	858	Pointed	32
FG 3614	314 158 514 012	837KR	Cylinder	16
FG 3614B	314 158 514 012	837KR	Cylinder	16
FG 363	314 249 524 009	862	Flame	22
FG 364	314 249 524 010	862	Flame	22
FG 365	314 249 524 012	862	Flame	22
FG 365 C	314 249 534 012	862	Flame	22
FG 366	314 288 524 012	877	Cylinder	20
FG 366 C	314 288 534 012	877	Cylinder	20
FG 366 CB	314 288 544 013	877	Cylinder	20
FG 366 GB	314 288 514 011	877	Cylinder	20
FG 367	314 249 524 021	862	Flame	22
FG 367 C	314 249 534 021	862	Flame	22
FG 370	314 263 524 025	369	Football	35
FG 370 C	314 263 534 025	369	Football	35

Intensiv and ISO Code Index

Continuation

FG

Intensiv Code	ISO Code	Shape	Group	Page
FG 3710B	314 156 514 010	836KR	Cylinder	16
FG 3712B	314 158 514 009	837KR	Cylinder	16
FG 3714B	314 156 514 014	836KR	Cylinder	16
FG 378	314 250 524 021	863	Flame	22
FG 378 C	314 250 534 021	863	Flame	22
FG 388	314 289 524 014	878	Cylinder	19
FG 388 C	314 289 534 014	878	Cylinder	19
FG 388 CB	314 289 544 015	878	Cylinder	19
FG 388 GB	314 289 514 013	878	Cylinder	19
FG 397	314 157 524 008	836KR	Cylinder	16
FG 398	314 157 524 010	836KR	Cylinder	16
FG 399	314 157 524 012	836KR	Cylinder	16
FG 399 C	314 157 534 012	836KR	Cylinder	16
FG 400	314 001 524 027	801	Ball	8
FG 400 C	314 001 534 027	801	Ball	8
FG 400 CB	314 001 544 028	801	Ball	8
FG 400 GB	314 001 514 026	801	Ball	8
FG 400A	314 001 524 021	801	Ball	8
FG 400A C	314 001 534 021	801	Ball	8
FG 400B	314 001 524 029	801	Ball	8
FG 400B C	314 001 534 029	801	Ball	8
FG 400N	314 001 524 025	801	Ball	8
FG 400N C	314 001 534 025	801	Ball	8
FG 400N CB	314 001 544 026	801	Ball	8
FG 400N GB	314 001 514 024	801	Ball	8
FG 400S	314 001 524 023	801	Ball	8
FG 400S C	314 001 534 023	801	Ball	8
FG 400S CB	314 001 544 024	801	Ball	8
FG 400S GB	314 001 514 022	801	Ball	8
FG 401	314 001 524 036	801	Ball	8
FG 401 C	314 001 534 036	801	Ball	8
FG 401 CB	314 001 544 037	801	Ball	8
FG 401 GB	314 001 514 035	801	Ball	8
FG 402	314 010 524 018	805	Inverted cone	10
FG 402 C	314 010 534 018	805	Inverted cone	10
FG 402 CB	314 010 544 019	805	Inverted cone	10
FG 4035	314 466 514 015	833	Specialities	39
FG 4036	314 111 514 010	837	Cylinder	15
FG 4037	314 290 514 011	879	Cylinder	20
FG 4038	314 142 514 010	882	Cylinder	17
FG 4039	314 257 514 022	368	Football	34
FG 404	314 139 524 014	838	Cylinder	16
FG 404 C	314 139 534 014	838	Cylinder	16
FG 404 CB	314 139 544 015	838	Cylinder	16
FG 404 GB	314 139 514 013	838	Cylinder	16
FG 404L	314 250 524 010	863	Flame	22
FG 405L	314 250 524 012	863	Flame	22
FG 405L C	314 250 534 012	863	Flame	22
FG 405L GB	314 250 514 011	863	Flame	22
FG 406	314 288 524 014	877	Cylinder	20
FG 406 C	314 288 534 014	877	Cylinder	20
FG 406 GB	314 288 514 013	877	Cylinder	20
FG 4062	314 297 514 014	877K	Torpedo	33
FG 407R	314 544 524 016	845KR	Tapered	25
FG 407R C	314 544 534 016	845KR	Tapered	25
FG 407R GB	314 544 514 015	845KR	Tapered	25
FG 408	314 289 524 016	878	Cylinder	19
FG 408 C	314 289 534 016	878	Cylinder	19
FG 408 CB	314 289 544 017	878	Cylinder	19
FG 408 GB	314 289 514 015	878	Cylinder	19
FG 409R	314 544 524 018	845KR	Tapered	25
FG 409R C	314 544 534 018	845KR	Tapered	25
FG 409R GB	314 544 514 017	845KR	Tapered	25
FG 40D1	314 699 514 009	956	Pointed	30
FG 40D14	314 165 514 013	858	Pointed	32
FG 40D16	314 197 514 011	855	Tapered	27
FG 40D18	314 198 514 015	856	Tapered	28
FG 40D2	314 165 514 011	858	Pointed	32
FG 40D21	314 213 514 021	888	Flame	23
FG 40D3	314 167 514 011	859	Pointed	31
FG 40D34	314 166 514 013	859	Pointed	31
FG 40D4	314 166 514 014	859	Pointed	31

FG

Intensiv Code	ISO Code	Shape	Group	Page
FG 40D5	314 173 514 014	848	Tapered	23
FG 40D6	314 199 514 015	850	Tapered	29
FG 40D7	314 197 514 023	855	Tapered	27
FG 40D8	314 197 514 015	855	Tapered	27
FG 40D9	314 699 514 009	955	Pointed	30
FG 410	314 290 524 014	879	Cylinder	20
FG 410 C	314 290 534 014	879	Cylinder	20
FG 410 CB	314 290 544 015	879	Cylinder	20
FG 410 GB	314 290 514 013	879	Cylinder	20
FG 4101	314 586 514 014	898	Torpedo	33
FG 410L	314 291 524 015	879L	Cylinder	20
FG 410L C	314 291 534 015	879L	Cylinder	20
FG 410L CB	314 291 544 016	879L	Cylinder	20
FG 410L GB	314 291 514 014	879L	Cylinder	20
FG 411	314 139 524 010	838	Cylinder	16
FG 4113NR	314 546 514 021	847KR	Tapered	26
FG 4113S	314 172 514 028	847	Tapered	25
FG 4117	314 172 514 014	847	Tapered	25
FG 4117A	314 164 514 013	852	Pointed	31
FG 4117S	314 164 514 015	852	Pointed	31
FG 411A	314 139 524 012	838	Cylinder	16
FG 411A C	314 139 534 012	838	Cylinder	16
FG 411R	314 544 524 021	845KR	Tapered	25
FG 411R C	314 544 534 021	845KR	Tapered	25
FG 411R GB	314 544 514 020	845KR	Tapered	25
FG 412	314 139 524 009	838	Cylinder	16
FG 412 C	314 139 534 009	838	Cylinder	16
FG 412 GB	314 139 514 008	838	Cylinder	16
FG 4123	314 210 514 016	886Z	Specialities	39
FG 412A	314 139 524 008	838	Cylinder	16
FG 413	314 170 524 024	845	Tapered	24
FG 413 C	314 170 534 024	845	Tapered	24
FG 413 CB	314 170 544 025	845	Tapered	24
FG 413 GB	314 170 514 023	845	Tapered	24
FG 4132	314 466 514 033	833	Specialities	39
FG 4135	314 466 514 013	833	Specialities	39
FG 413R	314 544 524 023	845KR	Tapered	25
FG 413R C	314 544 534 023	845KR	Tapered	25
FG 413R GB	314 544 514 022	845KR	Tapered	25
FG 414	314 157 524 014	836KR	Cylinder	16
FG 414 C	314 157 534 014	836KR	Cylinder	16
FG 416	314 010 524 023	805	Inverted cone	10
FG 416 C	314 010 534 023	805	Inverted cone	10
FG 416 CB	314 010 544 024	805	Inverted cone	10
FG 4161N	314 297 514 013	877K	Torpedo	33
FG 417R	314 545 524 016	846KR	Tapered	26
FG 417R C	314 545 534 016	846KR	Tapered	26
FG 4181N	314 298 514 013	878K	Torpedo	32
FG 4182	314 298 514 014	878K	Torpedo	32
FG 4184	314 298 514 020	878K	Torpedo	32
FG 4185	314 298 514 022	878K	Torpedo	32
FG 4193	314 299 514 017	879K	Torpedo	33
FG 4194	314 299 514 019	879K	Torpedo	33
FG 4195	314 299 514 021	879K	Torpedo	33
FG 4199	314 001 514 007	801	Ball	8
FG 420	314 157 524 016	836KR	Cylinder	16
FG 420 C	314 157 534 016	836KR	Cylinder	16
FG 4200S	314 001 514 008	801	Ball	8
FG 4201	314 001 514 017	801	Ball	8
FG 4201NL	314 697 514 015	801L	Ball	9
FG 4201S	314 001 514 013	801	Ball	8
FG 4204	314 109 514 013	835	Cylinder	14
FG 4205	314 247 514 013	860	Flame	21
FG 4205L	314 248 514 011	861	Flame	21
FG 4206	314 170 514 011	845	Tapered	24
FG 421	314 157 524 018	836KR	Cylinder	16
FG 421 C	314 157 534 018	836KR	Cylinder	16
FG 4218	314 235 514 009	830	Pear	12
FG 4219	314 235 514 011	830	Pear	12
FG 4222	314 150 514 014	839	Cylinder	13
FG 4223R	314 236 514 014	830L	Pear	12

FG

Intensiv Code	ISO Code	Shape	Group	Page
FG 4225	314 238 514 010	830RL	Pear	12
FG 4228	314 170 514 014	845	Tapered	24
FG 422R	314 546 524 016	847KR	Tapered	26
FG 422R C	314 546 534 016	847KR	Tapered	26
FG 4233	314 199 514 011	850	Tapered	29
FG 4235	314 198 514 017	856	Tapered	28
FG 4235S	314 198 514 023	856	Tapered	28
FG 4236	314 199 514 016	850	Tapered	29
FG 4237	314 199 514 021	850	Tapered	29
FG 4238	314 199 514 025	850	Tapered	29
FG 423R	314 553 524 018	848KR	Tapered	26
FG 423R C	314 553 534 018	848KR	Tapered	26
FG 423R CB	314 553 544 019	848KR	Tapered	26
FG 423R GB	314 553 514 017	848KR	Tapered	26
FG 4240	314 199 514 021	850L	Tapered	29
FG 4241	314 039 514 035	811L	Football	37
FG 4243	314 033 514 019	899	Football	36
FG 4245	314 033 514 025	899	Football	36
FG 425 CB	314 545 544 016	846KR	Tapered	26
FG 4250	314 277 514 022	379	Football	35
FG 4250B	314 277 514 022	379	Football	35
FG 4253	314 257 514 013	368	Football	34
FG 4254	314 257 514 011	368	Football	34
FG 4255	314 257 514 022	368	Football	34
FG 4255A	314 257 514 017	368	Football	34
FG 4256	314 277 514 011	379	Football	35
FG 4257	314 277 514 017	379	Football	35
FG 4258	314 277 514 022	379	Football	35
FG 4259	314 277 514 032	379	Football	35
FG 426	314 540 524 010	889	Flame	39
FG 4274	314 274 514 015	390	Football	36
FG 4274N	314 274 514 020	390	Football	36
FG 428	314 540 524 012	889	Flame	39
FG 428 C	314 540 534 012	889	Flame	39
FG 4305	314 140 514 010	880	Cylinder	17
FG 4305L	314 142 514 011	882	Cylinder	17
FG 4305LP	314 158 514 011	837KR	Cylinder	16
FG 4305S	314 140 514 009	880	Cylinder	17
FG 4307	314 141 514 016	881	Cylinder	18
FG 4307L	314 142 514 014	882	Cylinder	17
FG 4307N	314 142 514 013	882	Cylinder	17
FG 4308	314 289 514 011	878	Cylinder	19
FG 4308S	314 289 514 009	878	Cylinder	19
FG 4310	314 290 514 011	879	Cylinder	20
FG 4310B	314 290 514 013	879	Cylinder	20
FG 4310S	314 536 514 011	874	Olive	39
FG 4311	314 249 514 015	862	Flame	22
FG 4311S	314 249 514 013	862	Flame	22
FG 4312N	314 250 514 017	863	Flame	22
FG 4313	314 170 514 016	845	Tapered	24
FG 4314	314 111 514 013	837	Cylinder	15
FG 4314S	314 111 514 011	837	Cylinder	15
FG 4315	314 141 514 018	881	Cylinder	18
FG 4315L	314 141 514 016	881	Cylinder	18
FG 4315S	314 141 514 014	881	Cylinder	18
FG 4322	314 141 514 010	881	Cylinder	18
FG 4323	314 236 514 015	830L	Pear	12
FG 4325	314 141 514 018	881	Cylinder	18
FG 4325L	314 158 514 013	837KR	Cylinder	16
FG 4335	314 465 514 016	392	Specialities	39
FG 435	314 251 524 012	864	Flame	22
FG 435 C	314 251 534 012	864	Flame	22
FG 436	314 251 524 014	864	Flame	22
FG 436 C	314 251 534 014	864	Flame	22
FG 4365	314 249 514 010	862	Flame	22
FG 437	314 251 524 016	864	Flame	22
FG 437 C	314 251 534 016	864	Flame	22
FG 438	314 251 524 018	864	Flame	22
FG 438 C	314 251 534 018	864	Flame	22
FG 4388	314 289 514 014	878	Cylinder	19
FG 4400	314 001 514 026	801	Ball	8
FG 4400N	314 001 514 023	801	Ball	8

FG

Intensiv Code	ISO Code	Shape	Group	Page
FG 4400S	314 001 514 022	801	Ball	8
FG 4401	314 001 514 035	801	Ball	8
FG 4405L	314 250 514 010	863	Flame	22
FG 4406	314 288 514 013	877	Cylinder	20
FG 4406B	314 288 514 013	877	Cylinder	20
FG 4408	314 289 514 014	878	Cylinder	19
FG 4409R	314 544 514 016	845KR	Tapered	25
FG 4410	314 290 514 012	879	Cylinder	20
FG 4410L	314 291 514 013	879L	Cylinder	20
FG 4413R	314 544 514 020	845KR	Tapered	25
FG 4414	314 157 514 011	836KR	Cylinder	16
FG 4414B	314 157 514 012	836KR	Cylinder	16
FG 4417R	314 545 514 014	846KR	Tapered	26
FG 4422R	314 546 514 016	847KR	Tapered	26
FG 4427	314 546 514 013	847KR	Tapered	26
FG 450 Rapido	314 115 524 016	842	Specialities	39
FG 4505	314 250 514 012	863	Flame	22
FG 4505L	314 250 514 014	863	Flame	22
FG 451 Rapido	314 173 524 020	848	Specialities	39
FG 4517	314 546 514 016	847KR	Tapered	26
FG 4526	314 546 514 017	847KR	Tapered	26
FG 4610	314 068 514 015	909	Wheel	38
FG 4612	314 107 514 007	835	Cylinder	14
FG 4614	314 158 514 013	837KR	Cylinder	16
FG 466	314 288 524 016	877	Cylinder	20
FG 466 C	314 288 534 016	877	Cylinder	20
FG 466 CB	314 288 544 017	877	Cylinder	20
FG 467	314 288 524 018	877	Cylinder	20
FG 467 C	314 288 534 018	877	Cylinder	20
FG 468	314 289 524 008	878	Cylinder	19
FG 469	314 289 524 009	878	Cylinder	19
FG 4699	314 697 514 007	801L	Ball	9
FG 470	314 289 524 018	878	Cylinder	19
FG 470 C	314 289 534 018	878	Cylinder	19
FG 471	314 290 524 016	879	Cylinder	20
FG 471 C	314 290 534 016	879	Cylinder	20
FG 472	314 290 524 018	879	Cylinder	20
FG 472 C	314 290 534 018	879	Cylinder	20
FG 473L	314 291 524 012	879L	Cylinder	20
FG 473L C	314 291 534 012	879L	Cylinder	20
FG 474L	314 291 524 014	879L	Cylinder	20
FG 474L C	314 291 534 014	879L	Cylinder	20
FG 480	314 150 524 016	839	Cylinder	13
FG 480 C	314 150 534 016	839	Cylinder	13
FG 481	314 196 524 010	849	Tapered	27
FG 482	314 196 524 012	849	Tapered	27
FG 482 C	314 196 534 012	849	Tapered	27
FG 483	314 196 524 014	849	Tapered	27
FG 483 C	314 196 534 014	849	Tapered	27
FG 484	314 196 524 016	849	Tapered	27
FG 484 C	314 196 534 016	849	Tapered	27
FG 485	314 196 524 025	849	Tapered	27
FG 485 C	314 196 534 025	849	Tapered	27
FG 486	314 196 524 009	849	Tapered	27
FG 501	314 115 524 012	842	Specialities	39
FG 501 C	314 115 534 012	842	Specialities	39
FG 502	314 115 524 014	842	Specialities	39
FG 502 C	314 115 534 014	842	Specialities	39
FG 503	314 115 524 018	842	Specialities	39
FG 503 C	314 115 534 018	842	Specialities	39
FG 505	314 250 524 014	863	Flame	22
FG 505 C	314 250 534 014	863	Flame	22
FG 505 GB	314 250 514 013	863	Flame	22
FG 505L	314 250 524 016	863	Flame	22
FG 505L C	314 250 534 016	863	Flame	22
FG 505L GB	314 250 514 015	863	Flame	22
FG 5062	314 297 504 013	877K	Torpedo	33
FG 50D14	314 165 504 012	858	Pointed	32
FG 50D16	314 197 504 010	855	Tapered	27
FG 50D18	314 198 504 014	856	Tapered	28
FG 50D2	314 165 504 010	858	Pointed	32
FG 50D3	314 167 504 011	859	Pointed	31

Intensiv and ISO Code Index

Continuation

FG

Intensiv Code	ISO Code	Shape	Group	Page
FG 50D34	314 166 504 012	859	Pointed	31
FG 50D4	314 166 504 014	859	Pointed	31
FG 50D5	314 173 504 013	848	Tapered	23
FG 50D6	314 199 504 014	850	Tapered	29
FG 50D7	314 197 504 022	855	Tapered	27
FG 50D9	314 699 504 008	955	Pointed	30
FG 5116N	314 172 504 012	847	Tapered	25
FG 5117	314 172 504 013	847	Tapered	25
FG 5117S	314 164 504 014	852	Pointed	31
FG 513	314 545 524 018	846KR	Tapered	26
FG 513 C	314 545 534 018	846KR	Tapered	26
FG 517	314 546 524 016	847KR	Tapered	26
FG 517 C	314 546 534 016	847KR	Tapered	26
FG 5182	314 298 504 013	878K	Torpedo	32
FG 5201	314 001 504 016	801	Ball	8
FG 5201S	314 001 504 012	801	Ball	8
FG 5205	314 247 504 012	860	Flame	21
FG 5205L	314 248 504 010	861	Flame	21
FG 5206	314 170 504 010	845	Tapered	24
FG 5218	314 235 504 008	830	Pear	12
FG 5219	314 235 504 010	830	Pear	12
FG 5223	314 236 504 013	830L	Pear	12
FG 5234	314 199 504 013	850	Tapered	29
FG 5235	314 198 504 016	856	Tapered	28
FG 5236	314 199 504 015	850	Tapered	29
FG 5237	314 199 504 019	850	Tapered	29
FG 5238	314 199 504 023	850	Tapered	29
FG 5250	314 277 504 021	379	Football	35
FG 5253	314 257 504 012	368	Football	34
FG 5254	314 257 504 010	368	Football	34
FG 5255	314 257 504 021	368	Football	34
FG 5255A	314 257 504 016	368	Football	34
FG 5256	314 277 504 010	379	Football	35
FG 5257	314 277 504 016	379	Football	35
FG 5257S	314 277 504 011	379	Football	35
FG 5258	314 277 504 021	379	Football	35
FG 5259	314 277 504 030	379	Football	35
FG 526 C	314 546 534 018	847KR	Tapered	26
FG 526 GB	314 546 514 017	847KR	Tapered	26
FG 5274	314 274 504 014	390	Football	36
FG 5274N	314 274 504 019	390	Football	36
FG 5305	314 140 504 010	880	Cylinder	17
FG 5305L	314 142 504 010	882	Cylinder	17
FG 5308	314 289 504 011	878	Cylinder	19
FG 5310	314 290 504 010	879	Cylinder	20
FG 5311	314 249 504 014	862	Flame	22
FG 5312N	314 250 504 016	863	Flame	22
FG 5314S	314 111 504 010	837	Cylinder	15
FG 5315	314 141 504 018	881	Cylinder	18
FG 5315L	314 141 504 018	881	Cylinder	18
FG 5315S	314 141 504 012	881	Cylinder	18
FG 5400	314 001 504 025	801	Ball	8
FG 5400S	314 001 504 021	801	Ball	8
FG 5401	314 001 504 034	801	Ball	8
FG 5405L	314 250 504 009	863	Flame	22
FG 5406	314 288 504 012	877	Cylinder	20
FG 5408	314 289 504 013	878	Cylinder	19
FG 5410	314 290 504 012	879	Cylinder	20
FG 5410L	314 291 504 013	879L	Cylinder	20
FG 5414	314 157 504 011	836KR	Cylinder	16
FG 5417R	314 545 504 013	846KR	Tapered	26
FG 5422R	314 546 504 014	847KR	Tapered	26
FG 5423R	314 553 504 015	848KR	Tapered	26
FG 5505	314 250 504 011	863	Flame	22
FG 5505L	314 250 504 013	863	Flame	22
FG 5510	314 157 504 009	836KR	Cylinder	16
FG 5526	314 546 504 016	847KR	Tapered	26
FG 5712B	314 158 504 009	837KR	Cylinder	16
FG 609	314 158 524 010	837KR	Cylinder	16
FG 609 C	314 158 534 010	837KR	Cylinder	16
FG 610N	314 068 524 027	909	Wheel	38
FG 610N C	314 068 534 027	909	Wheel	38

FG

Intensiv Code	ISO Code	Shape	Group	Page
FG 612	314 109 524 007	835	Cylinder	14
FG 6S	314 173 524 023	848	Specialities	39
FG 712 C	314 158 534 011	837KR	Cylinder	16
FG 8040	314 290 524 014	879	Cylinder	20
FG 8040S	314 290 524 010	879	Cylinder	20
FG 80D3	314 167 524 012	859	Pointed	31
FG 80D4	314 166 524 016	859	Pointed	31
FG 80D6	314 199 524 016	850	Tapered	29
FG 80D7	314 197 524 025	855	Tapered	27
FG 8113NR	314 546 524 023	847KR	Tapered	26
FG 8113R	314 545 524 019	846KR	Tapered	26
FG 8113S	314 172 524 029	847	Tapered	25
FG 8117	314 172 524 016	847	Tapered	25
FG 8195	314 299 524 022	879K	Torpedo	33
FG 8200	314 001 524 012	801	Ball	8
FG 8200S	314 001 524 009	801	Ball	8
FG 8201	314 001 524 018	801	Ball	8
FG 8201NL	314 697 524 016	801L	Ball	9
FG 8211	314 109 524 010	835	Cylinder	14
FG 8212S	314 108 524 009	835	Cylinder	14
FG 8214	314 109 524 012	835	Cylinder	14
FG 8218	314 235 524 010	830	Pear	12
FG 8223	314 236 524 015	830L	Pear	12
FG 8224	314 236 524 011	830L	Pear	12
FG 8225	314 236 524 012	830L	Pear	12
FG 8235	314 198 524 018	856	Tapered	28
FG 8236	314 199 524 018	850	Tapered	29
FG 8238	314 199 524 025	850	Tapered	29
FG 8250	314 277 524 023	379	Football	35
FG 8255	314 257 524 023	368	Football	34
FG 8255A	314 257 524 018	368	Football	34
FG 8258	314 277 524 023	379	Football	35
FG 8259	314 277 524 033	379	Football	35
FG 8305L	314 142 524 012	882	Cylinder	17
FG 8305LP	314 158 524 013	837KR	Cylinder	16
FG 8308	314 289 524 012	878	Cylinder	19
FG 8310	314 290 524 012	879	Cylinder	20
FG 8325L	314 158 524 015	837KR	Cylinder	16
FG 8388	314 289 524 014	878	Cylinder	19
FG 8400	314 001 524 027	801	Ball	8
FG 8400N	314 001 524 025	801	Ball	8
FG 8406A	314 288 524 013	877	Cylinder	20
FG 8410L	314 291 524 014	879L	Cylinder	20
FG 8411R	314 544 524 021	845KR	Tapered	25
FG 8414	314 157 524 014	836KR	Cylinder	16
FG 8417R	314 545 524 016	846KR	Tapered	26
FG 8422R	314 546 524 016	847KR	Tapered	26
FG 8423R	314 553 524 018	848KR	Tapered	26
FG 8425	314 545 524 012	846KR	Tapered	26
FG 8427	314 546 524 014	847KR	Tapered	26
FG 8510	314 157 524 011	836KR	Cylinder	16
FG 8514	314 157 524 013	836KR	Cylinder	16
FG 8517	314 546 524 016	847KR	Tapered	26
FG 8525	314 545 524 018	846KR	Tapered	26
FG 8526	314 546 524 018	847KR	Tapered	26
FG 8614	314 158 524 014	837KR	Cylinder	16
FG 8710	314 156 524 010	836KR	Cylinder	16
FG 8712	314 158 524 011	837KR	Cylinder	16
FG 8714	314 156 524 014	836KR	Cylinder	16
FG 9040	314 290 494 011	879	Cylinder	20
FG 90D1	314 699 494 008	956	Pointed	30
FG 90D2	314 165 494 010	858	Pointed	32
FG 90D3	314 167 494 010	859	Pointed	31
FG 90D6	314 199 494 013	850	Tapered	29
FG 92	314 303 524 015	825	Wheel	38
FG 9205	314 247 494 011	860	Flame	21
FG 9205L	314 248 494 009	861	Flame	21
FG 9223	314 236 494 012	830L	Pear	12
FG 9235	314 198 494 015	856	Tapered	28
FG 9236	314 199 494 015	850	Tapered	29
FG 9238	314 199 494 023	850	Tapered	29
FG 9250	314 277 494 020	379	Football	35

FG

Intensiv Code	ISO Code	Shape	Group	Page
FG 9255	314 257 494 020	368	Football	34
FG 9259	314 277 494 030	379	Football	35
FG 9274	314 274 494 013	390	Football	36
FG 9305L	314 142 494 010	882	Cylinder	17
FG 9327	314 158 494 015	837KR	Cylinder	16
FG 9400	314 001 494 024	801	Ball	8
FG 9401	314 001 494 033	801	Ball	8
FG 9405L	314 250 494 008	863	Flame	22
FG 95	314 213 524 019	888	Flame	23
FG 95 C	314 213 534 019	888	Flame	23
FG 98	314 110 524 008	836	Cylinder	15
FG 99	314 110 524 010	836	Cylinder	15
FG B3	314 248 514 010	861	Flame	21
FG D1	314 699 524 010	956	Pointed	30
FG D1 GB	314 699 514 010	956	Pointed	30
FG D11	314 165 524 010	858	Pointed	32
FG D11 C	314 165 534 010	858	Pointed	32
FG D11 GB	314 165 514 010	858	Pointed	32
FG D11A	314 165 524 012	858	Pointed	32
FG D11A C	314 165 534 012	858	Pointed	32
FG D12	314 173 524 010	848	Tapered	23
FG D13	314 173 524 012	848	Tapered	23
FG D13 C	314 173 534 012	848	Tapered	23
FG D13L	314 174 524 012	848L	Tapered	24
FG D13L C	314 174 534 012	848L	Tapered	24
FG D14	314 165 524 014	858	Pointed	32
FG D14 C	314 165 534 014	858	Pointed	32
FG D14 GB	314 165 514 013	858	Pointed	32
FG D15	314 173 524 014	848	Tapered	23
FG D15 C	314 173 534 014	848	Tapered	23
FG D15L	314 174 524 014	848L	Tapered	24
FG D15L C	314 174 534 014	848L	Tapered	24
FG D16	314 197 524 012	855	Tapered	27
FG D16 C	314 197 534 012	855	Tapered	27
FG D16 CB	314 197 544 013	855	Tapered	27
FG D16 GB	314 197 514 011	855	Tapered	27
FG D17	314 197 524 014	855	Tapered	27
FG D17 C	314 197 534 014	855	Tapered	27
FG D17 CB	314 197 544 015	855	Tapered	27
FG D18	314 198 524 016	856	Tapered	28
FG D18 C	314 198 534 016	856	Tapered	28
FG D18 CB	314 198 544 017	856	Tapered	28
FG D18 GB	314 198 514 015	856	Tapered	28
FG D19	314 173 524 018	848	Tapered	23
FG D19 C	314 173 534 018	848	Tapered	23
FG D19L	314 174 524 018	848L	Tapered	24
FG D19L C	314 174 534 018	848L	Tapered	24
FG D2	314 165 524 012	858	Pointed	32
FG D2 C	314 165 534 012	858	Pointed	32
FG D2 GB	314 165 514 011	858	Pointed	32
FG D20	314 213 524 023	888	Flame	23
FG D20 C	314 213 534 023	888	Flame	23
FG D20 CB	314 213 544 024	888	Flame	23
FG D21	314 213 524 023	888	Flame	23
FG D21 C	314 213 534 023	888	Flame	23
FG D21 CB	314 213 544 024	888	Flame	23
FG D22	314 173 524 023	848	Tapered	23
FG D22 C	314 173 534 023	848	Tapered	23
FG D22L	314 174 524 021	848L	Tapered	24
FG D22L C	314 174 534 021	848L	Tapered	24
FG D23	314 198 524 009	856	Tapered	28
FG D23	314 198 524 009	856	Tapered	28
FG D24	314 198 524 010	856	Tapered	28
FG D25	314 198 524 012	856	Tapered	28
FG D25 C	314 198 534 012	856	Tapered	28
FG D26	314 198 524 014	856	Tapered	28
FG D26 C	314 198 534 014	856	Tapered	28
FG D3	314 167 524 012	859	Pointed	31
FG D3 C	314 167 534 012	859	Pointed	31
FG D3 GB	314 167 514 012	859	Pointed	31
FG D33	314 167 524 010	859L	Pointed	31
FG D33 C	314 167 534 010	859L	Pointed	31

FG

Intensiv Code	ISO Code	Shape	Group	Page
FG D34	314 166 524 014	859	Pointed	31
FG D34 C	314 166 534 014	859	Pointed	31
FG D34 GB	314 166 514 011	859	Pointed	31
FG D34A	314 166 524 012	859	Pointed	31
FG D34A C	314 166 534 012	859	Pointed	31
FG D35	314 167 524 014	859L	Pointed	31
FG D35 C	314 167 534 014	859L	Pointed	31
FG D36	314 167 524 016	859L	Pointed	31
FG D36 C	314 167 534 016	859L	Pointed	31
FG D37	314 167 524 018	859L	Pointed	31
FG D37 C	314 167 534 018	859L	Pointed	31
FG D38	314 166 524 018	859	Pointed	31
FG D38 C	314 166 534 018	859	Pointed	31
FG D39	314 166 524 021	859	Pointed	31
FG D39 C	314 166 534 021	859	Pointed	31
FG D4	314 166 524 016	859	Pointed	31
FG D4 C	314 166 534 016	859	Pointed	31
FG D4 GB	314 166 514 015	859	Pointed	31
FG D40	314 247 524 010	860	Flame	21
FG D4A	314 166 524 010	859	Pointed	31
FG D5	314 173 524 016	848	Tapered	23
FG D5 C	314 173 534 016	848	Tapered	23
FG D5 CB	314 173 544 017	848	Tapered	23
FG D5 GB	314 173 514 015	848	Tapered	23
FG D5L	314 174 524 016	848L	Tapered	24
FG D5L C	314 174 534 016	848L	Tapered	24
FG D6	314 199 524 016	850	Tapered	29
FG D6 C	314 199 534 016	850	Tapered	29
FG D6 CB	314 199 544 017	850	Tapered	29
FG D6 GB	314 199 514 015	850	Tapered	29
FG D7	314 197 524 025	855	Tapered	27
FG D7 C	314 197 534 025	855	Tapered	27
FG D7 CB	314 197 544 026	855	Tapered	27
FG D7 GB	314 197 514 023	855	Tapered	27
FG D8	314 197 524 016	855	Tapered	27
FG D8 C	314 197 534 016	855	Tapered	27
FG D8 CB	314 197 544 018	855	Tapered	27
FG D8 GB	314 197 514 015	855	Tapered	27
FG D9	314 699 524 010	955	Pointed	30
FG D9 C	314 699 534 010	955	Pointed	30
FG D9 GB	314 699 514 009	955	Pointed	30
FG S12 Pilot	314 552 524 035	834	Specialities	39
FG S4 Pilot	314 552 524 019	834	Specialities	39
FG S8 Pilot	314 552 524 027	834	Specialities	39

FGAR

FGAR 199	314 001 514 007	801	Ball	8
FGAR 40D1	314 699 514 009	956	Pointed	30
FGAR 4199	314 001 514 007	801	Ball	8
FGAR 4205S	314 247 514 012	860	Flame	21
FGAR 4218	314 237 514 010	830R	Pear	11
FGAR 4256	314 277 514 012	379	Football	35
FGAR 4412	314 139 514 009	838	Cylinder	16
FGAR 8200	314 001 524 012	801	Ball	8
FGAR 8218	314 235 524 010	830R	Pear	11
FGAR 8224	314 236 524 011	830RL	Pear	12

FGL

FGL 200	315 001 524 012	801	Ball	8
FGL 200 C	315 001 534 012	801	Ball	8
FGL 201	315 001 524 018	801	Ball	8
FGL 201 C	315 001 534 018	801	Ball	8
FGL 201N	315 001 524 016	801	Ball	8
FGL 201N C	315 001 534 016	801	Ball	8
FGL 201S	315 001 524 014	801	Ball	8
FGL 201S C	315 001 534 014	801	Ball	8
FGL 206	315 170 524 012	845	Tapered	24
FGL 206 C	315 170 534 012	845	Tapered	24
FGL 255	315 257 524 023	368	Football	34

Intensiv and ISO Code Index

Continuation

FGL

Intensiv Code	ISO Code	Shape	Group	Page
FGL 255 C	315 257 534 023	368	Football	34
FGL 258	315 277 524 023	379	Football	35
FGL 258 C	315 277 534 023	379	Football	35
FGL 400N C	315 001 534 025	801	Ball	8
FGL 400S	315 001 524 023	801	Ball	8
FGL 400S C	315 001 534 023	801	Ball	8
FGL 400S C	315 001 534 023	801	Ball	8
FGL 5255	315 257 504 021	368	Football	34
FGL 5258	315 277 504 021	379	Football	35

FGM

FGM 114	314 110 524 014	836	Cylinder	15
FGM 114 C	314 110 534 014	836	Cylinder	15
FGM 114 CB	314 110 544 015	836	Cylinder	15
FGM 116	313 172 524 012	847	Tapered	25
FGM 116 C	313 172 534 012	847	Tapered	25
FGM 116 CB	313 172 544 013	847	Tapered	25
FGM 117	313 172 524 016	847	Tapered	25
FGM 117 C	313 172 534 016	847	Tapered	25
FGM 117 CB	313 172 544 017	847	Tapered	25
FGM 117 GB	313 172 514 015	847	Tapered	25
FGM 124	313 129 524 012	885	Cylinder	19
FGM 124 C	313 129 534 012	885	Cylinder	19
FGM 124 GB	313 129 514 011	885	Cylinder	19
FGM 19	314 219 524 012	851	Tapered	30
FGM 199	313 001 524 007	801	Ball	8
FGM 200	313 001 524 012	801	Ball	8
FGM 200 C	313 001 534 012	801	Ball	8
FGM 200S	313 001 524 009	801	Ball	8
FGM 201	313 001 524 018	801	Ball	8
FGM 201 C	313 001 534 018	801	Ball	8
FGM 201 GB	313 001 514 018	801	Ball	8
FGM 201S	313 001 524 014	801	Ball	8
FGM 201S C	313 001 534 014	801	Ball	8
FGM 202	313 010 524 016	805	Inverted cone	10
FGM 202 C	313 010 534 016	805	Inverted cone	10
FGM 204	313 109 524 014	835	Cylinder	14
FGM 204 C	313 109 534 014	835	Cylinder	14
FGM 204 GB	313 109 514 013	835	Cylinder	14
FGM 205	313 247 524 014	860	Flame	21
FGM 205 C	313 247 534 014	860	Flame	21
FGM 205 CB	313 247 544 015	860	Flame	21
FGM 205 GB	313 247 514 013	860	Flame	21
FGM 205L	313 248 524 012	861	Flame	21
FGM 205L C	313 248 534 012	861	Flame	21
FGM 205L CB	313 248 544 013	861	Flame	21
FGM 205L GB	313 248 514 011	861	Flame	21
FGM 206	313 170 524 012	845	Tapered	24
FGM 206 C	313 170 534 012	845	Tapered	24
FGM 206 GB	313 170 514 011	845	Tapered	24
FGM 210	313 108 524 010	835	Cylinder	14
FGM 210 C	313 108 534 010	835	Cylinder	14
FGM 210 GB	313 108 514 009	835	Cylinder	14
FGM 212	313 109 524 009	835	Cylinder	14
FGM 212 C	313 109 534 009	835	Cylinder	14
FGM 212 GB	313 109 514 008	835	Cylinder	14
FGM 214	313 109 524 012	835	Cylinder	14
FGM 214 C	313 109 534 012	835	Cylinder	14
FGM 214 GB	313 109 514 012	835	Cylinder	14
FGM 216	313 010 524 012	805	Inverted cone	10
FGM 216 C	313 010 534 012	805	Inverted cone	10
FGM 216N	313 010 524 009	805	Inverted cone	10
FGM 218	313 237 524 010	830R	Pear	11
FGM 219	313 237 524 012	830R	Pear	11
FGM 219 C	313 237 534 012	830R	Pear	11
FGM 220	313 237 524 018	830R	Pear	11
FGM 220 C	313 237 534 018	830R	Pear	11
FGM 220 CB	313 237 544 020	830R	Pear	11
FGM 220 GB	313 237 514 017	830R	Pear	11
FGM 254	313 257 524 012	368	Football	34
FGM 254 C	313 257 534 012	368	Football	34

FGM

Intensiv Code	ISO Code	Shape	Group	Page
FGM 254 GB	313 257 514 011	368	Football	34
FGM 255	313 257 524 023	368	Football	34
FGM 255 C	313 257 534 023	368	Football	34
FGM 255 CB	313 257 544 024	368	Football	34
FGM 255 GB	313 257 514 022	368	Football	34
FGM 300	313 002 524 012	802	ball	9
FGM 300 C	313 002 534 012	802	ball	9
FGM 300S	313 002 524 009	802	ball	9
FGM 305	313 140 524 012	880	Cylinder	17
FGM 305 C	313 140 534 010	880	Cylinder	17
FGM 305 CB	313 140 544 013	880	Cylinder	17
FGM 305 GB	313 140 514 011	880	Cylinder	17
FGM 308	313 289 524 012	878	Cylinder	19
FGM 308 C	313 289 534 012	878	Cylinder	19
FGM 308 CB	313 289 544 013	878	Cylinder	19
FGM 308 GB	313 289 514 011	878	Cylinder	19
FGM 315S	313 141 524 014	881	Cylinder	18
FGM 315S C	313 141 534 014	881	Cylinder	18
FGM 315S CB	313 141 544 015	881	Cylinder	18
FGM 315S GB	313 141 514 014	881	Cylinder	18
FGM 316	313 019 524 011	806	Inverted cone	11
FGM 316 C	313 019 534 012	806	Inverted cone	11
FGM 316N	313 019 524 008	806	Inverted cone	11
FGM 321	313 141 524 011	881	Cylinder	18
FGM 321 C	313 141 534 011	881	Cylinder	18
FGM 4315S	313 141 514 014	881	Cylinder	18
FGM 50D7	314 197 504 022	855	Tapered	27
FGM D16	314 197 524 012	855	Tapered	27
FGM D16 C	314 197 534 012	855	Tapered	27
FGM D16 CB	314 197 544 013	855	Tapered	27
FGM D16 GB	314 197 514 011	855	Tapered	27
FGM D18	314 198 524 016	856	Tapered	28
FGM D18 C	314 198 534 016	856	Tapered	28
FGM D18 CB	314 198 544 017	856	Tapered	28
FGM D18 GB	314 198 514 015	856	Tapered	28
FGM D2	314 165 524 012	858	Pointed	32
FGM D2 C	314 165 534 012	858	Pointed	32
FGM D2 GB	314 165 514 011	858	Pointed	32
FGM D7	314 197 524 025	855	Tapered	27
FGM D7 C	314 197 534 025	855	Tapered	27
FGM D7 CB	314 197 544 026	855	Tapered	27
FGM D7 GB	314 197 514 023	855	Tapered	27
FGM D8	314 197 524 016	855	Tapered	27
FGM D8 C	314 197 534 016	855	Tapered	27
FGM D8 CB	314 197 544 018	855	Tapered	27
FGM D8 GB	314 197 514 015	855	Tapered	27

RA

RA 10A C	204 068 534 034	909	Wheel	38
RA 10A GB	204 068 514 033	909	Wheel	38
RA 111 C	204 041 534 040	818	Wheel	37
RA 111 GB	204 041 514 039	818	Wheel	37
RA 113	204 171 524 018	846	Tapered	23
RA 113 C	204 171 534 018	846	Tapered	23
RA 113 GB	204 171 514 017	846	Tapered	23
RA 113A	204 164 524 018	852	Pointed	31
RA 113A GB	204 164 514 018	852	Pointed	31
RA 114	204 110 524 014	836	Cylinder	15
RA 114 GB	204 110 524 013	836	Cylinder	15
RA 116	204 172 524 012	847	Tapered	25
RA 117	204 172 534 016	847	Tapered	25
RA 117 GB	204 172 514 015	847	Tapered	25
RA 117S	204 164 524 016	852	Pointed	31
RA 117S GB	204 164 514 016	852	Pointed	31
RA 11A	204 068 524 039	909	Wheel	38
RA 11A GB	204 068 514 038	909	Wheel	38
RA 123 GB	204 210 514 017	886Z	Specialties	39
RA 130	204 040 524 035	815	Wheel	37
RA 134	204 129 524 016	885	Cylinder	19
RA 18 L	204 220 524 016	857	Tapered	30

RA

Intensiv Code	ISO Code	Shape	Group	Page
RA 19	204 219 524 012	851	Tapered	30
RA 197	204 038 524 037	811	Football	37
RA 199	204 001 524 007	801	Ball	8
RA 19L	204 220 524 017	857	Tapered	30
RA 200	204 001 524 012	801	Ball	8
RA 200 C	204 001 534 012	801	Ball	8
RA 200 GB	204 001 514 012	801	Ball	8
RA 200S	204 001 524 009	801	Ball	8
RA 200S GB	204 001 514 009	801	Ball	8
RA 201	204 001 524 018	801	Ball	8
RA 201 C	204 001 534 018	801	Ball	8
RA 201 GB	204 001 514 018	801	Ball	8
RA 201S	204 001 524 014	801	Ball	8
RA 201S C	204 001 534 014	801	Ball	8
RA 201S GB	204 001 514 014	801	Ball	8
RA 202	204 010 514 016	805	Inverted cone	10
RA 202 GB	204 010 514 014	805	Inverted cone	10
RA 204	204 109 524 014	835	Cylinder	14
RA 204 C	204 109 534 014	835	Cylinder	14
RA 204 GB	204 109 514 013	835	Cylinder	14
RA 205	204 247 524 014	860	Flame	21
RA 205 GB	204 247 514 013	860	Flame	21
RA 205L	204 248 524 012	861	Flame	21
RA 205L GB	204 248 514 011	861	Flame	21
RA 205S	204 247 524 012	860	Flame	21
RA 206	204 170 524 012	845	Tapered	24
RA 206 GB	204 170 514 011	845	Tapered	24
RA 208	204 170 524 014	845	Tapered	24
RA 210	204 108 524 010	835	Cylinder	14
RA 210 GB	204 108 514 009	835	Cylinder	14
RA 212	204 109 524 009	835	Cylinder	14
RA 212S	204 108 524 019	835	Cylinder	14
RA 213	204 171 524 018	846	Tapered	23
RA 214	204 109 524 012	835	Cylinder	14
RA 214 C	204 109 534 012	835	Cylinder	14
RA 215S GB	204 225 514 011	807	Inverted cone	9
RA 216	204 010 524 012	805	Inverted cone	10
RA 216 GB	204 010 514 010	805	Inverted cone	10
RA 216N	204 010 524 009	805	Inverted cone	10
RA 218 GB	204 237 514 010	830R	Pear	11
RA 219	204 237 524 012	830R	Pear	11
RA 220	204 237 524 018	830R	Pear	11
RA 220 GB	204 237 514 018	830R	Pear	11
RA 221	204 150 524 011	839	Cylinder	13
RA 223	204 238 524 014	830RL	Pear	12
RA 223 GB	204 238 514 013	830RL	Pear	12
RA 225 GB	204 238 514 013	830RL	Pear	12
RA 235 C	204 198 534 018	856	Tapered	28
RA 235 GB	204 198 514 017	856	Tapered	28
RA 236	204 199 524 018	850	Tapered	29
RA 236 C	204 199 534 018	850	Tapered	29
RA 236 GB	204 199 514 017	850	Tapered	29
RA 237 C	204 199 534 022	850	Tapered	29
RA 237 GB	204 199 514 021	850	Tapered	29
RA 238 C	204 199 534 026	850	Tapered	29
RA 238 GB	204 199 514 025	850	Tapered	29
RA 240 C	204 199 534 023	850L	Tapered	29
RA 240 GB	204 199 514 020	850L	Tapered	29
RA 247	204 199 524 014	850L	Tapered	29
RA 247 GB	204 199 514 013	850L	Tapered	29
RA 250	204 277 524 023	379	Football	35
RA 250 GB	204 277 514 023	379	Football	35
RA 254	204 257 524 012	368	Football	34
RA 254 GB	204 257 514 011	368	Football	34
RA 255	204 257 524 023	368	Football	34
RA 255 C	204 257 534 023	368	Football	34
RA 255 GB	204 257 514 022	368	Football	34
RA 255A	204 257 524 018	368	Football	34
RA 255A GB	204 257 514 017	368	Football	34
RA 256 C	204 277 534 012	379	Football	35
RA 256 GB	204 277 514 011	379	Football	35
RA 257	204 277 524 018	379	Football	35

RA

Intensiv Code	ISO Code	Shape	Group	Page
RA 257 GB	204 277 514 018	379	Football	35
RA 258	204 277 524 023	379	Football	35
RA 258 GB	204 277 514 023	379	Football	35
RA 259 GB	204 277 514 031	379	Football	35
RA 274	204 274 524 016	390	Football	36
RA 274 GB	204 274 514 016	390	Football	36
RA 300	204 002 524 012	802	ball	9
RA 300S	204 002 524 009	802	ball	9
RA 301	204 002 524 018	802	ball	9
RA 305 GB	204 140 514 011	880	Cylinder	17
RA 305L	204 142 524 012	882	Cylinder	17
RA 305L GB	204 142 514 011	882	Cylinder	17
RA 306 GB	204 288 514 09	877	Cylinder	20
RA 308	204 289 524 012	878	Cylinder	19
RA 308 GB	204 289 514 011	878	Cylinder	19
RA 30D8	204 197 524 015	855	Tapered	27
RA 31	204 111 524 012	837	Cylinder	15
RA 310	204 290 524 012	879	Cylinder	20
RA 310 C	204 290 534 012	879	Cylinder	20
RA 310 GB	204 290 514 011	879	Cylinder	20
RA 311	204 249 524 016	862	Flame	22
RA 311 GB	204 249 514 015	862	Flame	22
RA 3113R	204 545 514 016	846KR	Tapered	26
RA 3117	204 172 524 014	847	Tapered	25
RA 312N GB	204 250 514 017	863	Flame	22
RA 314	204 111 524 014	837	Cylinder	15
RA 314 GB	204 111 514 013	837	Cylinder	15
RA 314S	204 111 524 012	837	Cylinder	15
RA 314S GB	204 111 514 011	837	Cylinder	15
RA 315 GB	204 141 514 019	881	Cylinder	18
RA 315L C	204 141 534 020	881	Cylinder	18
RA 315L GB	204 141 514 019	881	Cylinder	18
RA 315S	204 141 524 014	881	Cylinder	18
RA 315S C	204 141 534 014	881	Cylinder	18
RA 315S GB	204 141 514 013	881	Cylinder	18
RA 316S	204 019 524 008	806	Inverted cone	11
RA 32	204 290 524 012	879	Cylinder	20
RA 3201	204 001 514 016	801	Ball	8
RA 3205	204 247 514 012	860	Flame	21
RA 3219	204 235 504 010	830	Pear	12
RA 3223	204 235 514 013	830L	Pear	12
RA 3236	204 199 514 016	850	Tapered	29
RA 3250	204 277 514 021	379	Football	35
RA 3256	204 277 514 010	379	Football	35
RA 3259	204 277 514 029	379	Football	35
RA 3274	204 274 514 014	390	Football	36
RA 33	204 142 524 012	882	Cylinder	17
RA 34	204 257 524 023	368	Football	34
RA 400	204 001 524 027	801	Ball	8
RA 400 C	204 001 534 028	801	Ball	8
RA 400 GB	204 001 514 027	801	Ball	8
RA 400S	204 001 524 023	801	Ball	8
RA 400S GB	204 001 514 022	801	Ball	8
RA 401	204 001 524 036	801	Ball	8
RA 401 C	204 001 534 036	801	Ball	8
RA 401 GB	204 001 514 036	801	Ball	8
RA 4035	204 466 514 015	833	Specialities	39
RA 4036	204 111 514 010	837	Cylinder	15
RA 4037	204 290 514 011	879	Cylinder	20
RA 4038	204 142 514 011	882	Cylinder	17
RA 404	204 139 524 014	838	Cylinder	16
RA 405L	204 250 524 012	863	Flame	22
RA 405L GB	204 250 514 011	863	Flame	22
RA 4062	204 297 504 014	877K	Torpedo	33
RA 40D18	204 198 524 015	856	Tapered	28
RA 40D2	204 165 514 011	858	Pointed	32
RA 40D3	204 167 514 011	859	Pointed	31
RA 40D4	204 166 514 015	859	Pointed	31
RA 40D6	204 199 514 015	850	Tapered	29
RA 40D9	204 699 514 010	955	Pointed	30
RA 410 C	204 290 534 014	879	Cylinder	20
RA 4117	204 172 524 015	847	Tapered	25

Intensiv and ISO Code Index

Continuation

RA

Intensiv Code	ISO Code	Shape	Group	Page
RA 4117S	204 164 514 015	852	Pointed	31
RA 412	204 139 524 009	838	Cylinder	16
RA 415 Perio	204 268 504 012	Perio		54
RA 4201	204 001 514 017	801	Ball	8
RA 4205	204 247 514 012	860	Flame	21
RA 4205L	204 248 514 011	861	Flame	21
RA 4223	204 236 514 014	830L	Pear	12
RA 4236	204 199 514 016	850	Tapered	29
RA 4238	204 199 514 025	850	Tapered	29
RA 4250	204 277 514 021	379	Football	35
RA 4255	204 257 514 022	368	Football	34
RA 4258	204 277 514 023	379	Football	35
RA 4274	204 274 514 014	390	Football	36
RA 4308	204 289 514 011	878	Cylinder	19
RA 4311	204 249 514 015	862	Flame	22
RA 440 Perio	204 268 514 013	Perio		54
RA 4400	204 001 514 024	801	Ball	8
RA 4401	204 001 514 035	801	Ball	8
RA 4406	204 288 514 012	877	Cylinder	20
RA 4410	204 290 514 012	879	Cylinder	20
RA 505L GB	204 250 514 015	863	Flame	22
RA 5062	204 297 504 014	877K	Torpedo	33
RA 50D18	204 198 504 014	856	Tapered	28
RA 50D2	204 165 504 010	858	Pointed	32
RA 50D3	204 167 504 010	859	Pointed	31
RA 50D4	204 166 504 015	859	Pointed	31
RA 50D6	204 199 504 014	850	Tapered	29
RA 50D9	204 699 504 010	955	Pointed	30
RA 5117	204 172 524 014	847	Tapered	25
RA 5117S	204 164 504 015	852	Pointed	31
RA 515 Perio	204 267 504 012	Perio		54
RA 5201	204 001 504 017	801	Ball	8
RA 5205	204 247 504 012	860	Flame	21
RA 5205L	204 248 504 010	861	Flame	21
RA 5223	204 236 494 013	830L	Pear	12
RA 5236	204 199 504 016	850	Tapered	29
RA 5250	204 277 504 021	379	Football	35
RA 5255	204 257 504 021	368	Football	34
RA 5255A	204 257 504 016	368	Football	34
RA 5259	204 277 504 029	379	Football	35
RA 5274	204 274 504 014	390	Football	36
RA 540 Perio	204 267 514 013	Perio		54
RA 5400	204 001 504 024	801	Ball	8
RA 5400S	204 001 524 021	801	Ball	8
RA 615 Perio	204 259 504 014	Perio		54
RA 640 Perio	204 259 514 014	Perio		54
RA 715 Perio	204 258 504 014	Perio		54
RA 740 Perio	204 258 514 014	Perio		54
RA 8223	204 236 524 015	830L	Pear	12
RA 8250	204 277 524 023	379	Football	35
RA 90D14	204 165 514 011	858	Pointed	32
RA 9205	204 247 494 011	860	Flame	21
RA 9223	204 236 494 012	830L	Pear	12
RA 9274	204 274 494 013	390	Football	36
RA 95	204 213 524 019	888	Flame	23
RA 95 C	204 213 534 019	888	Flame	23
RA 95 GB	204 213 514 018	888	Flame	23
RA 9505L	204 250 494 012	863	Flame	22
RA A6	204 257 524 023	368	Football	34
RA D1	204 699 524 010	956	Pointed	30
RA D1 GB	204 699 514 010	956	Pointed	30
RA D11	204 165 514 010	858	Pointed	32
RA D11 GB	204 165 514 012	858	Pointed	32
RA D14	204 165 514 014	858	Pointed	32
RA D16	204 197 524 012	855	Tapered	27
RA D16 GB	204 197 514 011	855	Tapered	27
RA D18	204 198 524 016	856	Tapered	28
RA D18 C	204 198 534 016	856	Tapered	28
RA D18 GB	204 198 514 015	856	Tapered	28
RA D2	204 165 514 012	858	Pointed	32
RA D2 GB	204 165 514 012	858	Pointed	32
RA D20	204 213 524 023	888	Flame	23

RA

Intensiv Code	ISO Code	Shape	Group	Page
RA D21	204 213 524 023	888	Flame	23
RA D21 GB	204 213 514 022	888	Flame	23
RA D22	204 173 524 023	848	Tapered	23
RA D22 C	204 173 534 023	848	Tapered	23
RA D22 CB	204 173 544 024	848	Tapered	23
RA D22 GB	204 173 514 022	848	Tapered	23
RA D3	204 167 524 012	859	Pointed	31
RA D3 C	204 167 534 012	859	Pointed	31
RA D3 GB	204 167 514 012	859	Pointed	31
RA D4	204 166 524 016	859	Pointed	31
RA D4 GB	204 166 514 016	859	Pointed	31
RA D5	204 173 524 016	848	Tapered	23
RA D5 CB	204 173 544 017	848	Tapered	23
RA D5 GB	204 173 514 015	848	Tapered	23
RA D6	204 199 524 016	850	Tapered	29
RA D6 C	204 199 534 016	850	Tapered	29
RA D6 CB	204 199 544 017	850	Tapered	29
RA D6 GB	204 199 514 015	850	Tapered	29
RA D7	204 197 524 025	855	Tapered	27
RA D7 GB	204 197 514 023	855	Tapered	27
RA D8	204 197 524 016	855	Tapered	27
RA D8 GB	204 197 514 015	855	Tapered	27
RA D9	204 699 524 010	955	Pointed	30



Intensiv SA
Via al Molino 107
6926 Montagnola
Switzerland

Tel. +41 91 986 50 50
Fax +41 91 986 50 59
info@intensiv.ch
www.intensiv.ch